

# Product Datasheet

## ALDH1L1 Antibody (ALDH1L1/7702) NBP3-23762-100ug

Unit Size: 100 ug

Store at 4C.

[www.novusbio.com](http://www.novusbio.com)



[technical@novusbio.com](mailto:technical@novusbio.com)

Protocols, Publications, Related Products, Reviews, Research Tools and Images at:  
[www.novusbio.com/NBP3-23762](http://www.novusbio.com/NBP3-23762)

Updated 7/16/2024 v.20.1

Earn rewards for product  
reviews and publications.

Submit a publication at [www.novusbio.com/publications](http://www.novusbio.com/publications)

Submit a review at [www.novusbio.com/reviews/destination/NBP3-23762](http://www.novusbio.com/reviews/destination/NBP3-23762)



**NBP3-23762-100ug**

ALDH1L1 Antibody (ALDH1L1/7702)

| Product Information |                         |
|---------------------|-------------------------|
| Unit Size           | 100 ug                  |
| Concentration       | 0.2 mg/ml               |
| Storage             | Store at 4C.            |
| Clonality           | Monoclonal              |
| Clone               | ALDH1L1/7702            |
| Preservative        | 0.05% Sodium Azide      |
| Isotype             | IgG                     |
| Purity              | Protein A or G purified |
| Buffer              | 10mM PBS with 0.05% BSA |

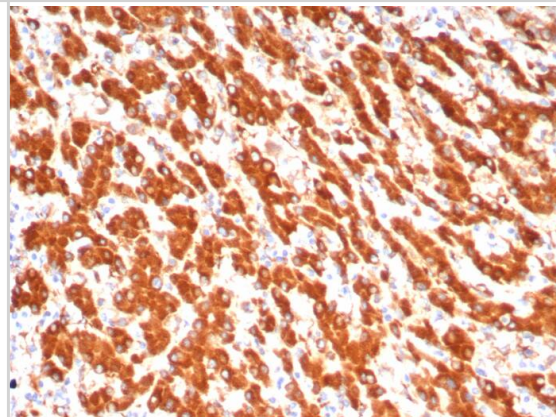
| Product Description |   |
|---------------------|---|
| Description         | Store at 2 to 8C. Non-hazardous. No MSDS required.                            |
| Host                | Mouse   |
| Gene ID             | 10840   |
| Gene Symbol         | ALDH1L1   |
| Species             | Human   |
| Immunogen           | Recombinant fragment of human ALDH1L1 protein (exact sequence is proprietary) |

| Product Application Details |   |
|-----------------------------|---|
| Applications                | Western Blot, Immunohistochemistry-Paraffin   |
| Recommended Dilutions       | Western Blot 1-2ug/ml, Immunohistochemistry-Paraffin 1-2ug/ml   |
| Application Notes           | Immunohistochemistry-Paraffin: 1-2ug/ml for 30 minutes at RT. Staining of formalin-fixed tissues requires heating tissue sections in 10mM Tris with 1mM EDTA, pH 9.0, for 45 min at 95C followed by cooling at RT for 20 minutes. Optimal dilution for a specific application should be determined. |

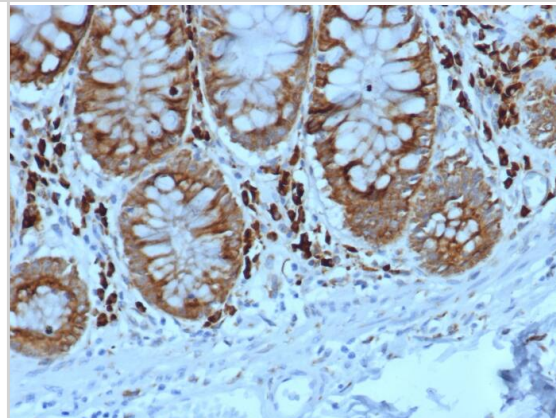


## Images


Formalin-fixed, paraffin-embedded human hepatocellular carcinoma stained with ALDH1L1 antibody (ALDH1L1/7702). HIER: Tris/EDTA, pH9.0, 45min. Secondary: HRP-polymer, 30min. DAB, 5min.



Formalin-fixed, paraffin-embedded human colon stained with ALDH1L1 antibody (ALDH1L1/7702). HIER: Tris/EDTA, pH9.0, 45min. Secondary: HRP-polymer, 30min. DAB, 5min.



Western blot analysis of A549 cell lysate using ALDH1L1 antibody (ALDH1L1/7702).





### **Novus Biologicals USA**

10730 E. Briarwood Avenue  
Centennial, CO 80112  
USA  
Phone: 303.730.1950  
Toll Free: 1.888.506.6887  
Fax: 303.730.1966  
nb-customerservice@bio-techne.com

### **Bio-Techne Canada**

21 Canmotor Ave  
Toronto, ON M8Z 4E6  
Canada  
Phone: 905.827.6400  
Toll Free: 855.668.8722  
Fax: 905.827.6402  
canada.inquires@bio-techne.com

### **Bio-Techne Ltd**

19 Barton Lane  
Abingdon Science Park  
Abingdon, OX14 3NB, United Kingdom  
Phone: (44) (0) 1235 529449  
Free Phone: 0800 37 34 15  
Fax: (44) (0) 1235 533420  
info.EMEA@bio-techne.com

### **General Contact Information**

www.novusbio.com  
Technical Support: nb-technical@bio-techne.com  
Orders: nb-customerservice@bio-techne.com  
General: novus@novusbio.com

### **Products Related to NBP3-23762-100ug**

---

|                    |   |
|--------------------|---|
| HAF007             | Goat anti-Mouse IgG Secondary Antibody [HRP]            |
| NB720-B            | Rabbit anti-Mouse IgG (H+L) Secondary Antibody [Biotin] |
| NBP1-97019-5mg     | Mouse IgG Isotype Control                               |
| H00010840-Q01-10ug | Recombinant Human ALDH1L1 GST (N-Term) Protein          |

---

### **Limitations**

This product is for research use only and is not approved for use in humans or in clinical diagnosis. Primary Antibodies are guaranteed for 1 year from date of receipt.

For more information on our 100% guarantee, please visit [www.novusbio.com/guarantee](http://www.novusbio.com/guarantee)

Earn gift cards/discounts by submitting a review: [www.novusbio.com/reviews/submit/NBP3-23762](http://www.novusbio.com/reviews/submit/NBP3-23762)

Earn gift cards/discounts by submitting a publication using this product:  
[www.novusbio.com/publications](http://www.novusbio.com/publications)

