

# Product Datasheet

## Casein Kinase 1 alpha Antibody (SR1581) - BSA Free NBP3-22219-100ul

Unit Size: 100 ul

Store at 4C short term. Aliquot and store at -20C long term. Avoid freeze-thaw cycles.

[www.novusbio.com](http://www.novusbio.com)



[technical@novusbio.com](mailto:technical@novusbio.com)

Protocols, Publications, Related Products, Reviews, Research Tools and Images at:  
[www.novusbio.com/NBP3-22219](http://www.novusbio.com/NBP3-22219)

Updated 9/9/2025 v.20.1

Earn rewards for product  
reviews and publications.

Submit a publication at [www.novusbio.com/publications](http://www.novusbio.com/publications)

Submit a review at [www.novusbio.com/reviews/destination/NBP3-22219](http://www.novusbio.com/reviews/destination/NBP3-22219)



**NBP3-22219-100ul**

Casein Kinase 1 alpha Antibody (SR1581) - BSA Free

Product Information	
Unit Size	100 ul
Concentration	Please see the vial label for concentration. If unlisted please contact technical services.
Storage	Store at 4C short term. Aliquot and store at -20C long term. Avoid freeze-thaw cycles.
Clonality	Monoclonal
Clone	SR1581
Preservative	0.02% Sodium Azide
Isotype	IgG
Purity	Affinity purified
Buffer	PBS, pH 7.4, 150mM NaCl, 50% glycerol.
Target Molecular Weight	35 kDa

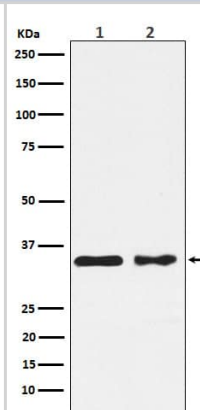
Product Description	
Description	Novus Biologicals Rabbit Casein Kinase 1 alpha Antibody (SR1581) - BSA Free (NBP3-22219) is a recombinant monoclonal antibody validated for use in WB and ICC/IF. All Novus Biologicals antibodies are covered by our 100% guarantee.
Host	Rabbit
Gene ID	1452
Gene Symbol	CSNK1A1
Species	Human, Mouse, Rat
Specificity/Sensitivity	Detects endogenous levels of total Casein Kinase 1 alpha
Immunogen	A synthesized peptide derived from human Casein Kinase 1 alpha (Uniprot #: P48729)

Product Application Details	
Applications	Western Blot, Immunocytochemistry/ Immunofluorescence, Knockdown Validated
Recommended Dilutions	Western Blot 1:500-1:2000, Immunocytochemistry/ Immunofluorescence Validated for Immunocytochemistry/Immunofluorescence from YCharOS Inc. (ycharos.com), Knockdown Validated Validated for Knockdown from YCharOS Inc. (ycharos.com)

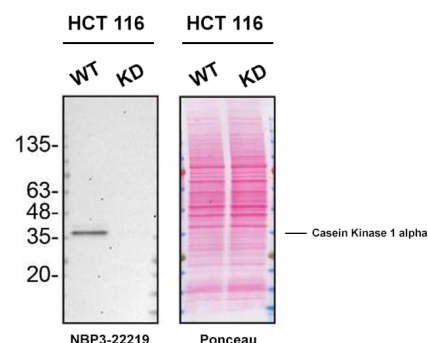


## Images

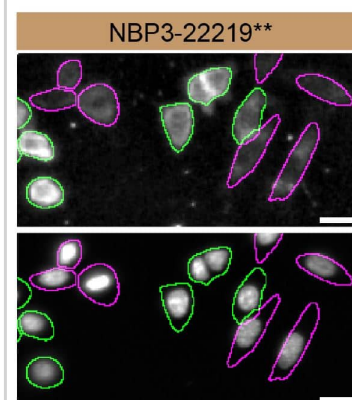
Western Blot: Casein Kinase 1 alpha Antibody (SR1581) [NBP3-22219] - Western blot analysis using NBP3-22219 in (1) MCF7 cell lysate; (2) NIH/3T3 cell lysate.



Western blot shows lysates of HCT 116 human colorectal carcinoma cell line and Casein Kinase 1 alpha knockdown HCT 116 cell line (KD). Nitrocellulose membrane was probed with Casein Kinase 1 alpha Antibody (SR1581) (Catalog # NBP3-22219) followed by an HRP-conjugated secondary antibody. A specific band was detected for Casein Kinase 1 alpha at approximately 36 kDa (as indicated) in the parental HCT 116 cell line, but is significantly reduced in knockdown HCT 116 cell line. Primary antibody dilution used: 1/500. The Ponceau stained transfer of the blot is shown. This experiment was conducted under reducing conditions. Image, protocol, and testing courtesy of YCharOS Inc. See ycharos.com for additional details.



HCT 116 WT and Casein Kinase 1 alpha KD cells were labelled with a green or a far-red fluorescent dye, respectively. Cells were stained with Casein Kinase 1 alpha Antibody (SR1581) (Catalog # NBP3-22219) and with an Alexa-fluor 555 coupled secondary antibody including DAPI. Acquisition of the blue (nucleus-DAPI), green (identification of WT cells), red (antibody staining) and far-red (identification of KD cells) channels was performed. Representative images of the blue and red (grayscale) channels are shown. WT and KD cells are outlined with green and magenta dashed line, respectively. Primary antibody dilution used: 1/500. Image, protocol and testing courtesy of YCharOS Inc. (ycharos.com).





### **Novus Biologicals USA**

10730 E. Briarwood Avenue  
Centennial, CO 80112  
USA  
Phone: 303.730.1950  
Toll Free: 1.888.506.6887  
Fax: 303.730.1966  
nb-customerservice@bio-techne.com

### **Bio-Techne Canada**

21 Canmotor Ave  
Toronto, ON M8Z 4E6  
Canada  
Phone: 905.827.6400  
Toll Free: 855.668.8722  
Fax: 905.827.6402  
canada.inquires@bio-techne.com

### **Bio-Techne Ltd**

19 Barton Lane  
Abingdon Science Park  
Abingdon, OX14 3NB, United Kingdom  
Phone: (44) (0) 1235 529449  
Free Phone: 0800 37 34 15  
Fax: (44) (0) 1235 533420  
info.EMEA@bio-techne.com

### **General Contact Information**

[www.novusbio.com](http://www.novusbio.com)  
Technical Support: nb-technical@bio-techne.com  
Orders: nb-customerservice@bio-techne.com  
General: novus@novusbio.com

### **Products Related to NBP3-22219-100ul**

HAF008	Goat anti-Rabbit IgG Secondary Antibody [HRP]
NB7160	Goat anti-Rabbit IgG (H+L) Secondary Antibody [HRP]
NBP2-24891	Rabbit IgG Isotype Control
NBP2-51623-0.1mg	Recombinant Human Casein Kinase 1 alpha His Protein

### **Limitations**

This product is for research use only and is not approved for use in humans or in clinical diagnosis. Primary Antibodies are guaranteed for 1 year from date of receipt.

For more information on our 100% guarantee, please visit [www.novusbio.com/guarantee](http://www.novusbio.com/guarantee)

Earn gift cards/discounts by submitting a review: [www.novusbio.com/reviews/submit/NBP3-22219](http://www.novusbio.com/reviews/submit/NBP3-22219)

Earn gift cards/discounts by submitting a publication using this product:  
[www.novusbio.com/publications](http://www.novusbio.com/publications)

