

Product Datasheet

Mitofusin 2 Antibody (SR2236)

NBP3-21710-100ul

Unit Size: 100 ul

Store at 4C short term. Aliquot and store at -20C long term. Avoid freeze-thaw cycles.

www.novusbio.com



technical@novusbio.com

Protocols, Publications, Related Products, Reviews, Research Tools and Images at:
www.novusbio.com/NBP3-21710

Updated 4/15/2024 v.20.1

Earn rewards for product reviews and publications.

Submit a publication at www.novusbio.com/publications

Submit a review at www.novusbio.com/reviews/destination/NBP3-21710



NBP3-21710-100ul

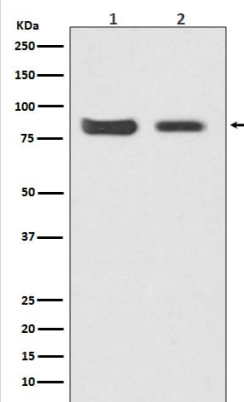
Mitofusin 2 Antibody (SR2236)

Product Information	
Unit Size	100 ul
Concentration	Please see the vial label for concentration. If unlisted please contact technical services.
Storage	Store at 4C short term. Aliquot and store at -20C long term. Avoid freeze-thaw cycles.
Clonality	Monoclonal
Clone	SR2236
Preservative	0.02% Sodium Azide
Isotype	IgG
Purity	Affinity purified
Buffer	PBS, pH 7.4, 150mM NaCl, 50% glycerol.
Target Molecular Weight	80 kDa
Product Description	
Host	Rabbit
Gene Symbol	MFN2
Species	Human, Mouse, Rat
Specificity/Sensitivity	Detects endogenous levels of total Mitofusin 2
Immunogen	A synthesized peptide derived from human Mitofusin 2 (Uniprot #: O95140)
Product Application Details	
Applications	Western Blot, Immunocytochemistry/ Immunofluorescence, Immunohistochemistry
Recommended Dilutions	Western Blot 1:500-1:2000, Immunohistochemistry 1:50-1:200, Immunocytochemistry/ Immunofluorescence 1:50-1:200

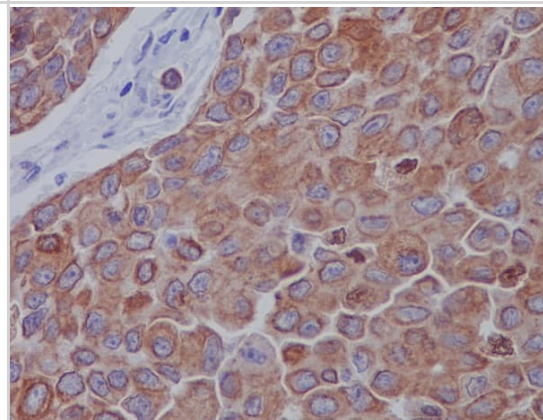


Images

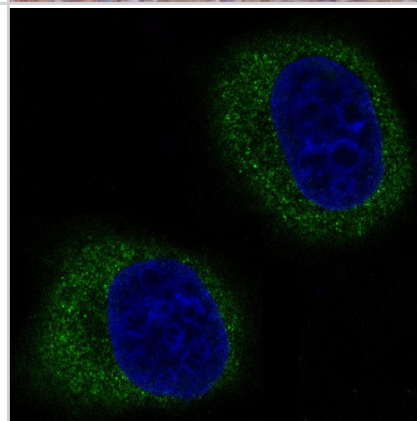
Western Blot: Mitofusin 2 Antibody (SR2236) [NBP3-21710] - Western blot analysis using NBP3-21710 in (1) HeLa cell lysate; (2) Mouse kidney lysate.



Immunohistochemistry: Mitofusin 2 Antibody (SR2236) [NBP3-21710] - Immunohistochemical analysis of paraffin-embedded human breast carcinoma, using NBP3-21710.



Immunocytochemistry/Immunofluorescence: Mitofusin 2 Antibody (SR2236) [NBP3-21710] - Immunofluorescent analysis of HeLa cells, using NBP3-21710.





Novus Biologicals USA

10730 E. Briarwood Avenue
Centennial, CO 80112
USA
Phone: 303.730.1950
Toll Free: 1.888.506.6887
Fax: 303.730.1966
nb-customerservice@bio-techne.com

Bio-Techne Canada

21 Canmotor Ave
Toronto, ON M8Z 4E6
Canada
Phone: 905.827.6400
Toll Free: 855.668.8722
Fax: 905.827.6402
canada.inquires@bio-techne.com

Bio-Techne Ltd

19 Barton Lane
Abingdon Science Park
Abingdon, OX14 3NB, United Kingdom
Phone: (44) (0) 1235 529449
Free Phone: 0800 37 34 15
Fax: (44) (0) 1235 533420
info.EMEA@bio-techne.com

General Contact Information

www.novusbio.com
Technical Support: nb-technical@bio-techne.com
Orders: nb-customerservice@bio-techne.com
General: novus@novusbio.com

Products Related to NBP3-21710-100ul

HAF008	Goat anti-Rabbit IgG Secondary Antibody [HRP]
NB7160	Goat anti-Rabbit IgG (H+L) Secondary Antibody [HRP]
NBP2-24891	Rabbit IgG Isotype Control
H00009927-Q01-10ug	Recombinant Human Mitofusin 2 GST (N-Term) Protein

Limitations

This product is for research use only and is not approved for use in humans or in clinical diagnosis. Primary Antibodies are guaranteed for 1 year from date of receipt.

For more information on our 100% guarantee, please visit www.novusbio.com/guarantee

Earn gift cards/discounts by submitting a review: www.novusbio.com/reviews/submit/NBP3-21710

Earn gift cards/discounts by submitting a publication using this product:
www.novusbio.com/publications

