

# Product Datasheet

## p57 Kip2 Antibody (SR2016)

### NBP3-21646-100ul

Unit Size: 100 ul

Store at 4C short term. Aliquot and store at -20C long term. Avoid freeze-thaw cycles.

[www.novusbio.com](http://www.novusbio.com)



[technical@novusbio.com](mailto:technical@novusbio.com)

Protocols, Publications, Related Products, Reviews, Research Tools and Images at:  
[www.novusbio.com/NBP3-21646](http://www.novusbio.com/NBP3-21646)

Updated 4/15/2024 v.20.1

Earn rewards for product  
reviews and publications.

Submit a publication at [www.novusbio.com/publications](http://www.novusbio.com/publications)

Submit a review at [www.novusbio.com/reviews/destination/NBP3-21646](http://www.novusbio.com/reviews/destination/NBP3-21646)



**NBP3-21646-100ul**

p57 Kip2 Antibody (SR2016)

<b>Product Information</b>	
<b>Unit Size</b>	100 ul
<b>Concentration</b>	Please see the vial label for concentration. If unlisted please contact technical services.
<b>Storage</b>	Store at 4C short term. Aliquot and store at -20C long term. Avoid freeze-thaw cycles.
<b>Clonality</b>	Monoclonal
<b>Clone</b>	SR2016
<b>Preservative</b>	0.02% Sodium Azide
<b>Isotype</b>	IgG
<b>Purity</b>	Affinity purified
<b>Buffer</b>	PBS, pH 7.4, 150mM NaCl, 50% glycerol.
<b>Target Molecular Weight</b>	57 kDa

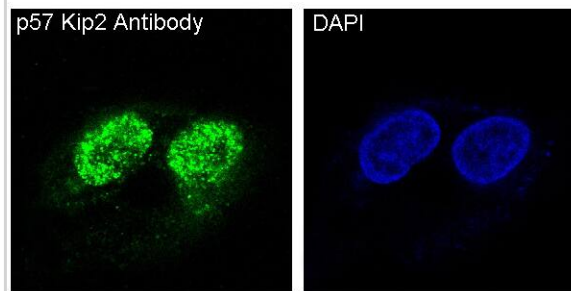
<b>Product Description</b>	
<b>Host</b>	Rabbit
<b>Gene Symbol</b>	CDKN1C
<b>Species</b>	Human, Mouse, Rat
<b>Specificity/Sensitivity</b>	Detects endogenous levels of total p57 Kip2
<b>Immunogen</b>	A synthesized peptide derived from human p57 Kip2 (Uniprot #: P49918)

<b>Product Application Details</b>	
<b>Applications</b>	Western Blot, Immunocytochemistry/ Immunofluorescence, Immunohistochemistry, Immunoprecipitation
<b>Recommended Dilutions</b>	Western Blot 1:500-1:2000, Immunohistochemistry 1:50-1:200, Immunocytochemistry/ Immunofluorescence 1:50-1:200, Immunoprecipitation 1:50

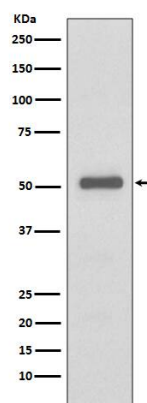


## Images

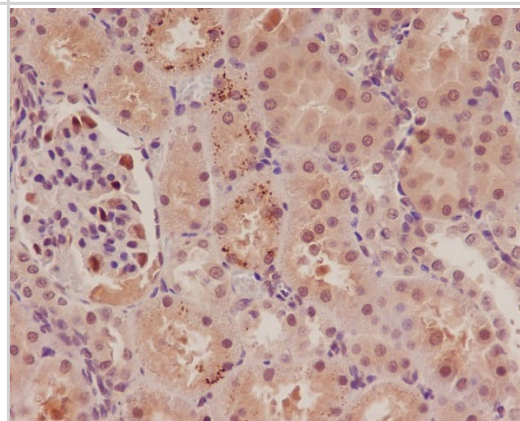
Immunocytochemistry/Immunofluorescence: p57 Kip2 Antibody (SR2016) [NBP3-21646] - Immunofluorescent analysis of HeLa cells treated with dexamethasone, using NBP3-21646.



Western Blot: p57 Kip2 Antibody (SR2016) [NBP3-21646] - Western blot analysis on HeLa cell using NBP3-21646.



Immunohistochemistry: p57 Kip2 Antibody (SR2016) [NBP3-21646] - Immunohistochemical analysis of paraffin-embedded rat kidney, using NBP3-21646.





### **Novus Biologicals USA**

10730 E. Briarwood Avenue  
Centennial, CO 80112  
USA  
Phone: 303.730.1950  
Toll Free: 1.888.506.6887  
Fax: 303.730.1966  
nb-customerservice@bio-techne.com

### **Bio-Techne Canada**

21 Canmotor Ave  
Toronto, ON M8Z 4E6  
Canada  
Phone: 905.827.6400  
Toll Free: 855.668.8722  
Fax: 905.827.6402  
canada.inquires@bio-techne.com

### **Bio-Techne Ltd**

19 Barton Lane  
Abingdon Science Park  
Abingdon, OX14 3NB, United Kingdom  
Phone: (44) (0) 1235 529449  
Free Phone: 0800 37 34 15  
Fax: (44) (0) 1235 533420  
info.EMEA@bio-techne.com

### **General Contact Information**

www.novusbio.com  
Technical Support: nb-technical@bio-techne.com  
Orders: nb-customerservice@bio-techne.com  
General: novus@novusbio.com

### **Products Related to NBP3-21646-100ul**

---

HAF008	Goat anti-Rabbit IgG Secondary Antibody [HRP]
NB7160	Goat anti-Rabbit IgG (H+L) Secondary Antibody [HRP]
NBP2-24891	Rabbit IgG Isotype Control
H00001028-Q01-10ug	Recombinant Human p57 Kip2 GST (N-Term) Protein

---

### **Limitations**

This product is for research use only and is not approved for use in humans or in clinical diagnosis. Primary Antibodies are guaranteed for 1 year from date of receipt.

For more information on our 100% guarantee, please visit [www.novusbio.com/guarantee](http://www.novusbio.com/guarantee)

Earn gift cards/discounts by submitting a review: [www.novusbio.com/reviews/submit/NBP3-21646](http://www.novusbio.com/reviews/submit/NBP3-21646)

Earn gift cards/discounts by submitting a publication using this product:  
[www.novusbio.com/publications](http://www.novusbio.com/publications)

