

Product Datasheet

GRP78/HSPA5 Antibody (SR2216)

NBP3-21631-100ul

Unit Size: 100 ul

Store at 4C short term. Aliquot and store at -20C long term. Avoid freeze-thaw cycles.

www.novusbio.com



technical@novusbio.com

Protocols, Publications, Related Products, Reviews, Research Tools and Images at:
www.novusbio.com/NBP3-21631

Updated 4/15/2024 v.20.1

Earn rewards for product
reviews and publications.

Submit a publication at www.novusbio.com/publications

Submit a review at www.novusbio.com/reviews/destination/NBP3-21631



NBP3-21631-100ul

GRP78/HSPA5 Antibody (SR2216)

Product Information	
Unit Size	100 ul
Concentration	Please see the vial label for concentration. If unlisted please contact technical services.
Storage	Store at 4C short term. Aliquot and store at -20C long term. Avoid freeze-thaw cycles.
Clonality	Monoclonal
Clone	SR2216
Preservative	0.02% Sodium Azide
Isotype	IgG
Purity	Affinity purified
Buffer	PBS, pH 7.4, 150mM NaCl, 50% glycerol.
Target Molecular Weight	78 kDa

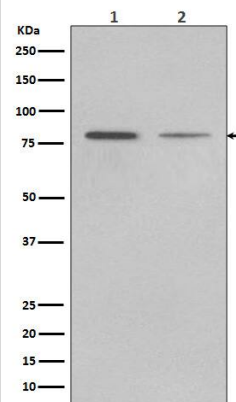
Product Description	
Host	Rabbit
Gene Symbol	HSPA5
Species	Human, Mouse, Rat
Specificity/Sensitivity	Detects endogenous levels of total GRP78/HSPA5
Immunogen	A synthesized peptide derived from human GRP78/HSPA5 (Uniprot #: P11021)

Product Application Details	
Applications	Western Blot, Immunocytochemistry/ Immunofluorescence, Immunohistochemistry
Recommended Dilutions	Western Blot 1:500-1:2000, Immunohistochemistry 1:50-1:200, Immunocytochemistry/ Immunofluorescence 1:50-1:200

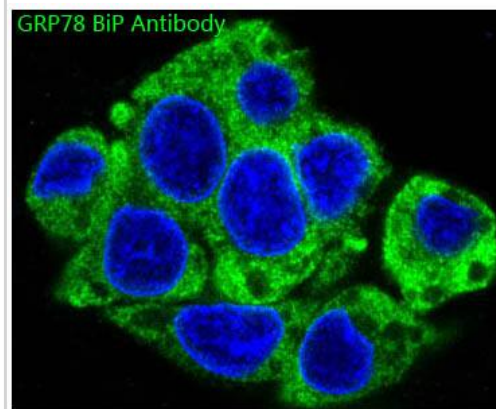


Images

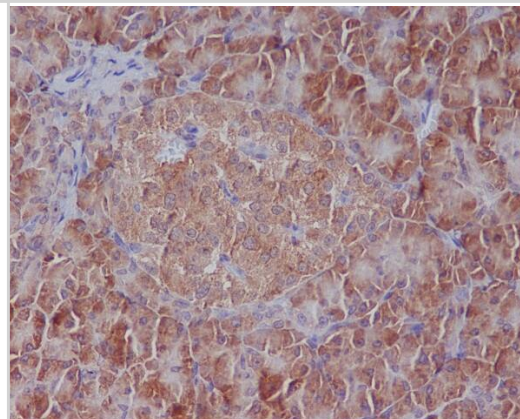
Western Blot: GRP78/HSPA5 Antibody (SR2216) [NBP3-21631] - Western blot analysis using NBP3-21631 in (1) LnCaP cell lysate;(2) HepG2 cell lysate.



Immunocytochemistry/Immunofluorescence: GRP78/HSPA5 Antibody (SR2216) [NBP3-21631] - Immunofluorescent analysis of HepG2 cells, using NBP3-21631.



Immunohistochemistry: GRP78/HSPA5 Antibody (SR2216) [NBP3-21631] - Immunohistochemical analysis of paraffin-embedded human pancreas, using NBP3-21631.





Novus Biologicals USA

10730 E. Briarwood Avenue
Centennial, CO 80112
USA
Phone: 303.730.1950
Toll Free: 1.888.506.6887
Fax: 303.730.1966
nb-customerservice@bio-techne.com

Bio-Techne Canada

21 Canmotor Ave
Toronto, ON M8Z 4E6
Canada
Phone: 905.827.6400
Toll Free: 855.668.8722
Fax: 905.827.6402
canada.inquires@bio-techne.com

Bio-Techne Ltd

19 Barton Lane
Abingdon Science Park
Abingdon, OX14 3NB, United Kingdom
Phone: (44) (0) 1235 529449
Free Phone: 0800 37 34 15
Fax: (44) (0) 1235 533420
info.EMEA@bio-techne.com

General Contact Information

www.novusbio.com
Technical Support: nb-technical@bio-techne.com
Orders: nb-customerservice@bio-techne.com
General: novus@novusbio.com

Products Related to NBP3-21631-100ul

HAF008	Goat anti-Rabbit IgG Secondary Antibody [HRP]
NB7160	Goat anti-Rabbit IgG (H+L) Secondary Antibody [HRP]
NBP2-24891	Rabbit IgG Isotype Control
H00003309-P01-10ug	Recombinant Human GRP78/HSPA5 GST (N-Term) Protein

Limitations

This product is for research use only and is not approved for use in humans or in clinical diagnosis. Primary Antibodies are guaranteed for 1 year from date of receipt.

For more information on our 100% guarantee, please visit www.novusbio.com/guarantee

Earn gift cards/discounts by submitting a review: www.novusbio.com/reviews/submit/NBP3-21631

Earn gift cards/discounts by submitting a publication using this product:
www.novusbio.com/publications

