

# Product Datasheet

## CRTAP Antibody NBP3-21432-100ul

Unit Size: 100 ul

Store at 4C short term. Aliquot and store at -20C long term. Avoid freeze-thaw cycles.

[www.novusbio.com](http://www.novusbio.com)



[technical@novusbio.com](mailto:technical@novusbio.com)

Protocols, Publications, Related Products, Reviews, Research Tools and Images at:  
[www.novusbio.com/NBP3-21432](http://www.novusbio.com/NBP3-21432)

Updated 9/12/2024 v.20.1

Earn rewards for product  
reviews and publications.

Submit a publication at [www.novusbio.com/publications](http://www.novusbio.com/publications)

Submit a review at [www.novusbio.com/reviews/destination/NBP3-21432](http://www.novusbio.com/reviews/destination/NBP3-21432)



**NBP3-21432-100ul**

CRTAP Antibody

| <b>Product Information</b> |   |
|----------------------------|---|
| <b>Unit Size</b>           | 100 ul  |
| <b>Concentration</b>       | Please see the vial label for concentration. If unlisted please contact technical services. |
| <b>Storage</b>             | Store at 4C short term. Aliquot and store at -20C long term. Avoid freeze-thaw cycles.      |
| <b>Clonality</b>           | Polyclonal  |
| <b>Preservative</b>        | 0.03% Proclin 300   |
| <b>Isotype</b>             | IgG   |
| <b>Purity</b>              | Antigen and protein A Affinity-purified   |
| <b>Buffer</b>              | PBS, pH 7.0   |

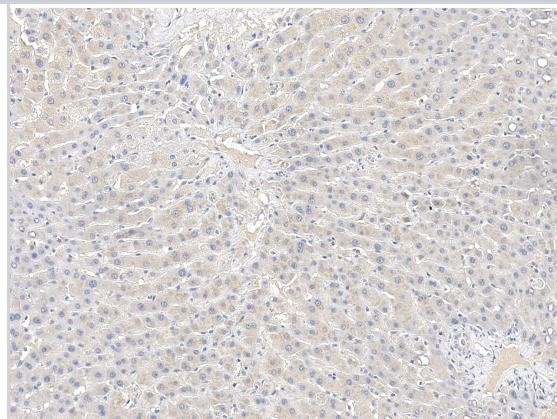
| <b>Product Description</b> |   |
|----------------------------|---|
| <b>Description</b>         | This antibody can be stored at 2-8C for one month without detectable loss of activity. Antibody products are stable for twelve months from date of receipt when stored at -20C to -80C. |
| <b>Host</b>                | Rabbit  |
| <b>Gene ID</b>             | 10491   |
| <b>Gene Symbol</b>         | CRTAP   |
| <b>Species</b>             | Human   |
| <b>Immunogen</b>           | Produced in rabbits immunized with E. coli-derived Human CRTAP fragment   |

| <b>Product Application Details</b> |  |
|------------------------------------|--|
| <b>Applications</b>                | Immunocytochemistry/ Immunofluorescence, Immunohistochemistry-Paraffin                       |
| <b>Recommended Dilutions</b>       | Immunocytochemistry/ Immunofluorescence 1:50-1:200, Immunohistochemistry-Paraffin 1:50-1:200 |

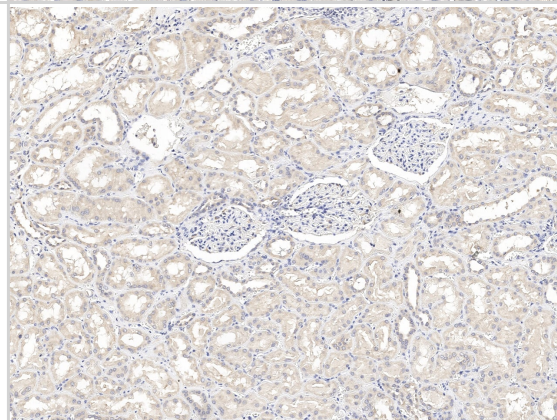


## Images

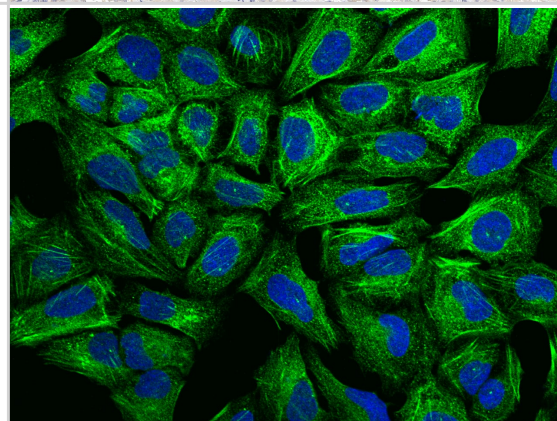
Immunochemical staining of CRTAP in human liver formalin-fixed paraffin embedded sections with NBP3-21432 at 1:100 dilution



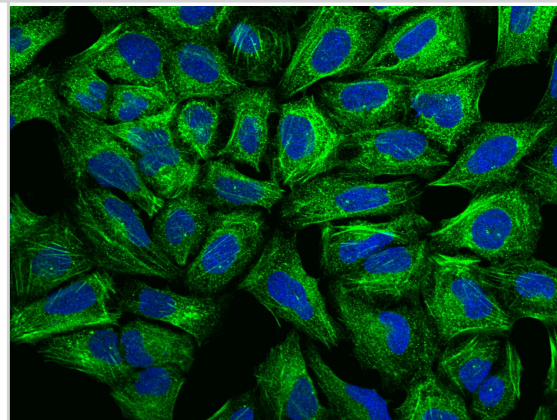
Immunochemical staining of CRTAP in human kidney formalin-fixed paraffin embedded sections with NBP3-21432 at 1:100 dilution



Immunofluorescence staining of CRTAP in U2OS cells. Cells were fixed with 4% PFA, permeabilized with 0.3% Triton X-100 in PBS, blocked with 10% serum, and incubated with NBP3-21432 (dilution ratio 1:100) at 4C overnight. Then cells were stained with the Alexa Fluor 488-conjugated Goat Anti-rabbit IgG secondary antibody (green) and counterstained with DAPI (blue). Positive staining was localized to Cytoplasm.



Immunocytochemistry/ Immunofluorescence: CRTAP Antibody [NBP3-21432] - Immunofluorescence staining of CRTAP in U2OS cells. Cells were fixed with 4% PFA, permeabilized with 0.3% Triton X-100 in PBS, blocked with 10% serum, and incubated with NBP3-21432 (dilution ratio 1:100) at 4C overnight. Then cells were stained with the Goat Anti-rabbit IgG secondary antibody [Alexa Fluor 488] (green) and counterstained with DAPI (blue). Positive staining was localized to Cytoplasm.





### **Novus Biologicals USA**

10730 E. Briarwood Avenue  
Centennial, CO 80112  
USA  
Phone: 303.730.1950  
Toll Free: 1.888.506.6887  
Fax: 303.730.1966  
nb-customerservice@bio-techne.com

### **Bio-Techne Canada**

21 Canmotor Ave  
Toronto, ON M8Z 4E6  
Canada  
Phone: 905.827.6400  
Toll Free: 855.668.8722  
Fax: 905.827.6402  
canada.inquires@bio-techne.com

### **Bio-Techne Ltd**

19 Barton Lane  
Abingdon Science Park  
Abingdon, OX14 3NB, United Kingdom  
Phone: (44) (0) 1235 529449  
Free Phone: 0800 37 34 15  
Fax: (44) (0) 1235 533420  
info.EMEA@bio-techne.com

### **General Contact Information**

www.novusbio.com  
Technical Support: nb-technical@bio-techne.com  
Orders: nb-customerservice@bio-techne.com  
General: novus@novusbio.com

### **Products Related to NBP3-21432-100ul**

---

|                   |   |
|-------------------|---|
| HAF008            | Goat anti-Rabbit IgG Secondary Antibody [HRP]       |
| NB7160            | Goat anti-Rabbit IgG (H+L) Secondary Antibody [HRP] |
| NBP2-24891        | Rabbit IgG Isotype Control                          |
| NBP2-51563-0.02mg | Recombinant Human CRTAP His Protein                 |

---

### **Limitations**

This product is for research use only and is not approved for use in humans or in clinical diagnosis. Primary Antibodies are guaranteed for 1 year from date of receipt.

For more information on our 100% guarantee, please visit [www.novusbio.com/guarantee](http://www.novusbio.com/guarantee)

Earn gift cards/discounts by submitting a review: [www.novusbio.com/reviews/submit/NBP3-21432](http://www.novusbio.com/reviews/submit/NBP3-21432)

Earn gift cards/discounts by submitting a publication using this product:  
[www.novusbio.com/publications](http://www.novusbio.com/publications)

