

Product Datasheet

Cytokeratin 2 Antibody NBP3-21424-100ul

Unit Size: 100 ul

Store at 4C short term. Aliquot and store at -20C long term. Avoid freeze-thaw cycles.

www.novusbio.com



technical@novusbio.com

Protocols, Publications, Related Products, Reviews, Research Tools and Images at:
www.novusbio.com/NBP3-21424

Updated 9/12/2024 v.20.1

Earn rewards for product
reviews and publications.

Submit a publication at www.novusbio.com/publications

Submit a review at www.novusbio.com/reviews/destination/NBP3-21424



NBP3-21424-100ul

Cytokeratin 2 Antibody

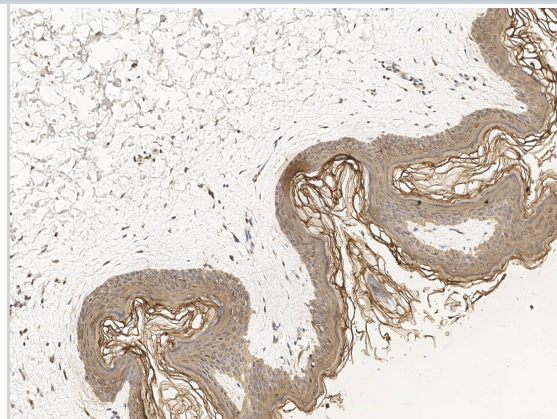
Product Information	
Unit Size	100 ul
Concentration	Please see the vial label for concentration. If unlisted please contact technical services.
Storage	Store at 4C short term. Aliquot and store at -20C long term. Avoid freeze-thaw cycles.
Clonality	Polyclonal
Preservative	0.03% Proclin 300
Isotype	IgG
Purity	Antigen and protein A Affinity-purified
Buffer	PBS, pH 7.0

Product Description	
Description	This antibody can be stored at 2-8C for one month without detectable loss of activity. Antibody products are stable for twelve months from date of receipt when stored at -20C to -80C.
Host	Rabbit
Gene ID	3849
Gene Symbol	KRT2
Species	Human
Immunogen	Produced in rabbits immunized with a synthetic peptide corresponding to the center region of the Human Cytokeratin 2

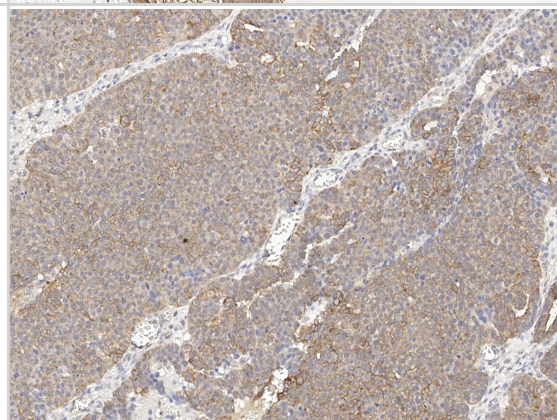
Product Application Details	
Applications	Immunohistochemistry-Paraffin
Recommended Dilutions	Immunohistochemistry-Paraffin 1:50-1:200

Images

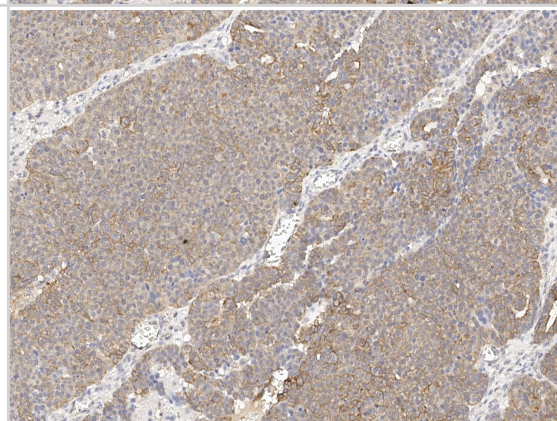
Immunochemical staining of Cytokeratin 2 in formalin-fixed paraffin embedded sections of human skin with NBP3-21424 at 1:100 dilution



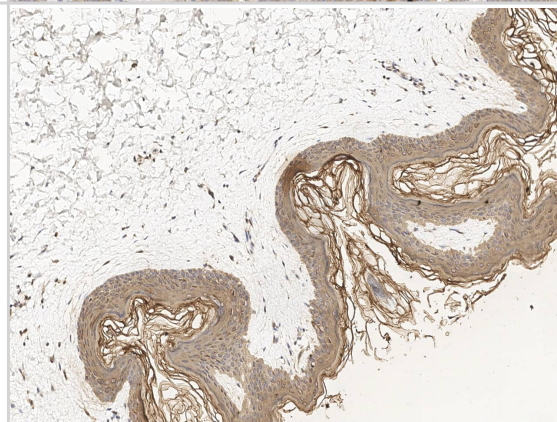
Immunochemical staining of Cytokeratin 2 in formalin-fixed paraffin embedded sections of human ovarian cancer with NBP3-21424 at 1:100 dilution



Immunohistochemistry-Paraffin: Cytokeratin 2 Antibody [NBP3-21424] -
Immunochemical staining of human Cytokeratin 2 in human ovarian
cancer with NBP3-21424 at 1:100 dilution, formalin-fixed paraffin
embedded sections.



Immunohistochemistry-Paraffin: Cytokeratin 2 Antibody [NBP3-21424] -
Immunochemical staining of human Cytokeratin 2 in human skin with
NBP3-21424 at 1:100 dilution, formalin-fixed paraffin embedded
sections.





Novus Biologicals USA

10730 E. Briarwood Avenue
Centennial, CO 80112
USA
Phone: 303.730.1950
Toll Free: 1.888.506.6887
Fax: 303.730.1966
nb-customerservice@bio-techne.com

Bio-Techne Canada

21 Canmotor Ave
Toronto, ON M8Z 4E6
Canada
Phone: 905.827.6400
Toll Free: 855.668.8722
Fax: 905.827.6402
canada.inquires@bio-techne.com

Bio-Techne Ltd

19 Barton Lane
Abingdon Science Park
Abingdon, OX14 3NB, United Kingdom
Phone: (44) (0) 1235 529449
Free Phone: 0800 37 34 15
Fax: (44) (0) 1235 533420
info.EMEA@bio-techne.com

General Contact Information

www.novusbio.com
Technical Support: nb-technical@bio-techne.com
Orders: nb-customerservice@bio-techne.com
General: novus@novusbio.com

Products Related to NBP3-21424-100ul

HAF008	Goat anti-Rabbit IgG Secondary Antibody [HRP]
NB7160	Goat anti-Rabbit IgG (H+L) Secondary Antibody [HRP]
NBP2-24891	Rabbit IgG Isotype Control
NBP3-39679	Human Cytokeratin 2 ELISA Kit (Colorimetric)

Limitations

This product is for research use only and is not approved for use in humans or in clinical diagnosis. Primary Antibodies are guaranteed for 1 year from date of receipt.

For more information on our 100% guarantee, please visit www.novusbio.com/guarantee

Earn gift cards/discounts by submitting a review: www.novusbio.com/reviews/submit/NBP3-21424

Earn gift cards/discounts by submitting a publication using this product:
www.novusbio.com/publications

