

Product Datasheet

EZH2/KMT6 Antibody (CL11915) - BSA Free NBP3-21204-100ul

Unit Size: 100 ul

Store at 4C short term. Aliquot and store at -20C long term. Avoid freeze-thaw cycles.

www.novusbio.com



technical@novusbio.com

Protocols, Publications, Related Products, Reviews, Research Tools and Images at:
www.novusbio.com/NBP3-21204

Updated 9/9/2025 v.20.1

**Earn rewards for product
reviews and publications.**

Submit a publication at www.novusbio.com/publications

Submit a review at www.novusbio.com/reviews/destination/NBP3-21204



NBP3-21204-100ul

EZH2/KMT6 Antibody (CL11915) - BSA Free

Product Information

Unit Size	100 ul
Concentration	Concentrations vary lot to lot. See vial label for concentration. If unlisted please contact technical services.
Storage	Store at 4C short term. Aliquot and store at -20C long term. Avoid freeze-thaw cycles.
Clonality	Monoclonal
Clone	CL11915
Preservative	0.02% Sodium Azide
Isotype	IgG2b
Purity	Protein A purified
Buffer	PBS, pH 7.2, 40% glycerol

Product Description

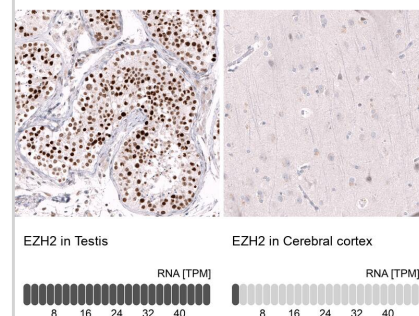
Description	Novus Biologicals Mouse EZH2/KMT6 Antibody (CL11915) - BSA Free (NBP3-21204) is a monoclonal antibody validated for use in IHC, WB and ICC/IF. All Novus Biologicals antibodies are covered by our 100% guarantee.
Host	Mouse
Gene ID	2146
Gene Symbol	EZH2
Species	Human
Immunogen	This antibody was developed using a synthetic peptide derived from Q15910, with the exact immunogen sequence remaining proprietary.

Product Application Details

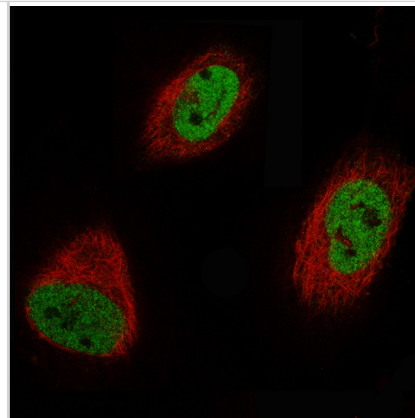
Applications	Western Blot, Immunohistochemistry-Paraffin, Immunocytochemistry/Immunofluorescence, Immunohistochemistry
Recommended Dilutions	Western Blot 1 ug/ml, Immunohistochemistry 1:200 - 1:500, Immunocytochemistry/ Immunofluorescence 2-10 ug/ml, Immunohistochemistry-Paraffin 1:200 - 1:500
Application Notes	ICC/IF Fixation Permeabilization: Use PFA/Triton X-100. For IHC-Paraffin, HIER pH 6 retrieval is recommended.

Images

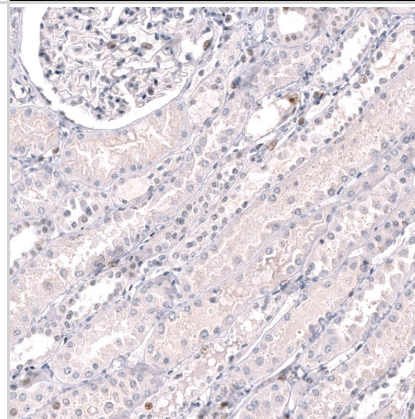
Analysis in human testis and cerebral cortex tissues using NBP3-21204 antibody. Corresponding EZH2 RNA-seq data are presented for the same tissues.



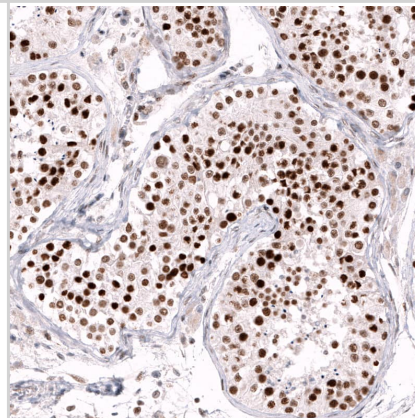
Staining of U-251 cells using the Anti-EZH2 monoclonal antibody, showing specific staining in nucleoplasm in green. Microtubule probe is visualized in red.



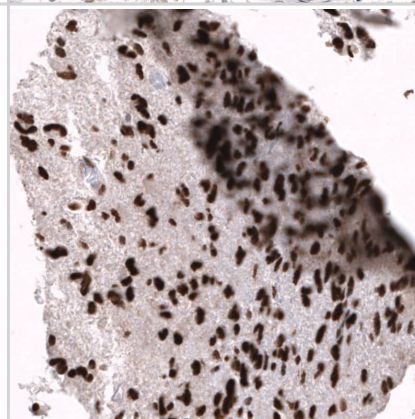
Staining of human kidney shows mainly absence of positivity in cells in tubules as expected.



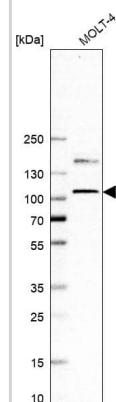
Staining of human testis shows strong nuclear positivity in cells in seminiferous ducts.



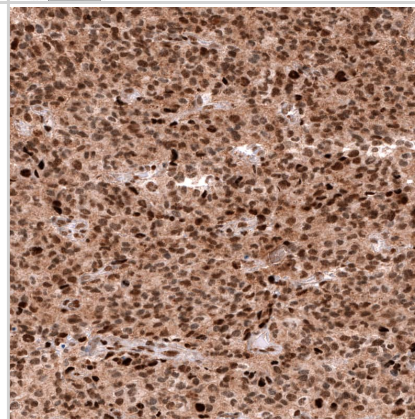
Staining of human glioblastoma multiforme shows strong nuclear positivity in tumor cells.



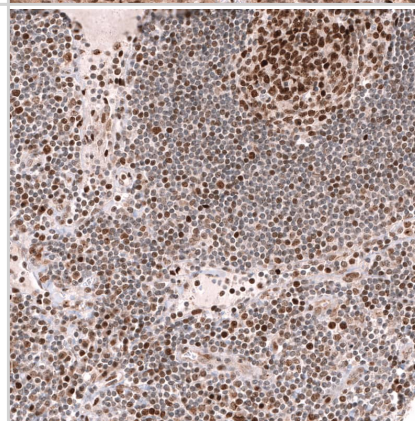
Analysis in human cell line MOLT-4.



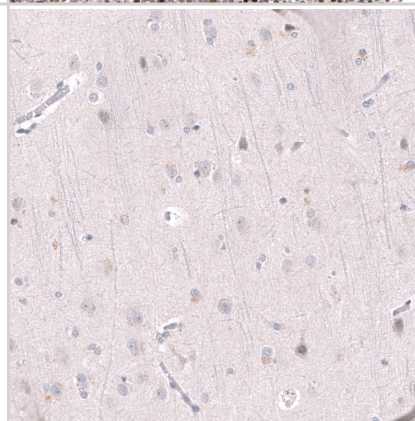
Staining of human oligodendroglioma shows strong nuclear positivity in tumor cells.



Staining of human lymph node shows moderate to strong nuclear positivity in lymphoid cells.



Staining of human cerebral cortex shows no positivity in neurons as expected.





Novus Biologicals USA

10730 E. Briarwood Avenue
Centennial, CO 80112
USA
Phone: 303.730.1950
Toll Free: 1.888.506.6887
Fax: 303.730.1966
nb-customerservice@bio-techne.com

Bio-Techne Canada

21 Canmotor Ave
Toronto, ON M8Z 4E6
Canada
Phone: 905.827.6400
Toll Free: 855.668.8722
Fax: 905.827.6402
canada.inquires@bio-techne.com

Bio-Techne Ltd

19 Barton Lane
Abingdon Science Park
Abingdon, OX14 3NB, United Kingdom
Phone: (44) (0) 1235 529449
Free Phone: 0800 37 34 15
Fax: (44) (0) 1235 533420
info.EMEA@bio-techne.com

General Contact Information

www.novusbio.com
Technical Support: nb-technical@bio-techne.com
Orders: nb-customerservice@bio-techne.com
General: novus@novusbio.com

Products Related to NBP3-21204-100ul

HAF007	Goat anti-Mouse IgG Secondary Antibody [HRP]
NB720-B	Rabbit anti-Mouse IgG (H+L) Secondary Antibody [Biotin]
NBP2-27231	Mouse IgG2b Isotype Control (MPC-11)
H00002146-P01-10ug	Recombinant Human EZH2/KMT6 GST (N-Term) Protein

Limitations

This product is for research use only and is not approved for use in humans or in clinical diagnosis. Primary Antibodies are guaranteed for 1 year from date of receipt.

For more information on our 100% guarantee, please visit www.novusbio.com/guarantee

Earn gift cards/discounts by submitting a review: www.novusbio.com/reviews/submit/NBP3-21204

Earn gift cards/discounts by submitting a publication using this product:
www.novusbio.com/publications

