

Product Datasheet

CD4 Antibody (CD4/8203R) - Azide and BSA Free NBP3-20762

Unit Size: 100 ug

Store at -20 to -70C. Avoid freeze-thaw cycles.

www.novusbio.com



technical@novusbio.com

Protocols, Publications, Related Products, Reviews, Research Tools and Images at:
www.novusbio.com/NBP3-20762

Updated 7/16/2024 v.20.1

Earn rewards for product
reviews and publications.

Submit a publication at www.novusbio.com/publications

Submit a review at www.novusbio.com/reviews/destination/NBP3-20762



NBP3-20762

CD4 Antibody (CD4/8203R) - Azide and BSA Free

Product Information	
Unit Size	100 ug
Concentration	1 mg/ml
Storage	Store at -20 to -70C. Avoid freeze-thaw cycles.
Clonality	Monoclonal
Clone	CD4/8203R
Preservative	No Preservative
Isotype	IgG Kappa
Purity	Protein A or G purified
Buffer	10mM PBS

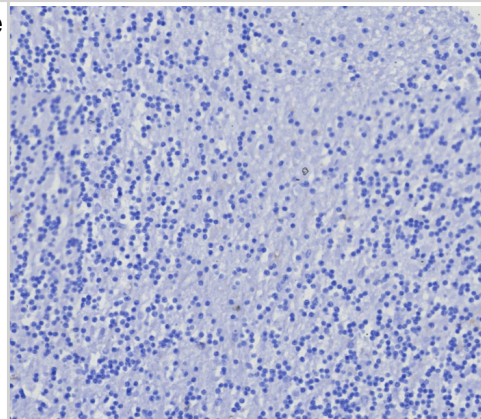
Product Description	
Description	<p>Positive Controls: Human peripheral blood mononuclear cells (PBMCs), CCRF-CEM or HL-60. Human lymph node or tonsil.</p> <p>Antibody with azide - store at 2 to 8C. Antibody without azide - store at -20 to -80C. Non-hazardous. No MSDS required.</p>
Host	Rabbit
Gene ID	920
Gene Symbol	CD4
Species	Human
Specificity/Sensitivity	Anti-CD4 is used in the immunohistochemical staining of lymphoproliferative disorders to evaluate tumors with CD4 aberrant expression
Immunogen	Recombinant fragment (around aa 200-400) of human CD4 protein (exact sequence is proprietary)

Product Application Details	
Applications	Immunohistochemistry-Paraffin
Recommended Dilutions	Immunohistochemistry-Paraffin 1-2 ug/ml
Application Notes	<p>Immunohistochemistry (Formalin-fixed): 1-2ug/ml for 30 minutes. at RT. Staining of formalin-fixed tissues requires heating tissue sections in 10mM Tris with 1mM EDTA, pH 9.0, for 45 min at 95C followed by cooling at RT for 20 minutes.</p> <p>Optimal dilution for a specific application should be determined.</p>

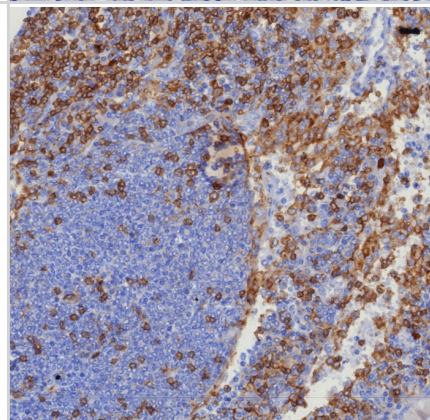


Images

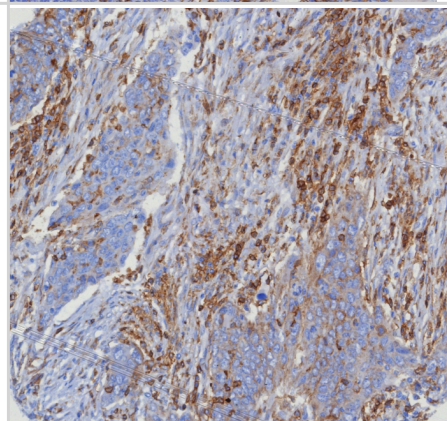
IHC analysis of formalin-fixed, paraffin-embedded human brain. Negative tissue control using CD4 antibody (CD4/8203R) at 2ug/ml in PBS for 30min RT. HIER: Tris/EDTA, pH9.0, 45min. Secondary: HRP-polymer, 30min. DAB, 5min.



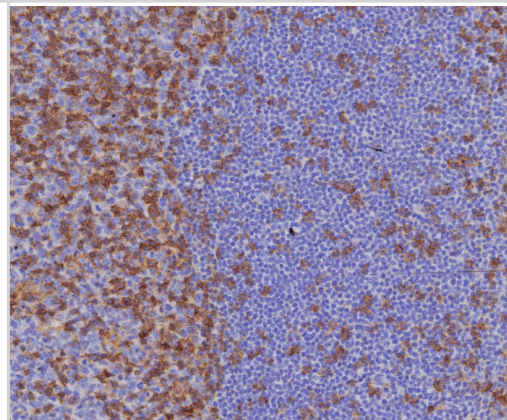
Formalin-fixed, paraffin-embedded human tonsil stained with CD4 antibody (CD4/8203R) at 2ug/ml. HIER: Tris/EDTA, pH9.0, 45min. Secondary: HRP-polymer, 30min. DAB, 5min.



Formalin-fixed, paraffin-embedded human bladder cancer pT24 stained with CD4 antibody (CD4/8203R) at 2ug/ml. HIER: Tris/EDTA, pH9.0, 45min. Secondary: HRP-polymer, 30min. DAB, 5min.



Formalin-fixed, paraffin-embedded human tonsil stained with CD4 antibody (CD4/8203R) at 2ug/ml. HIER: Tris/EDTA, pH9.0, 45min. Secondary: HRP-polymer, 30min. DAB, 5min.





Novus Biologicals USA

10730 E. Briarwood Avenue
Centennial, CO 80112
USA
Phone: 303.730.1950
Toll Free: 1.888.506.6887
Fax: 303.730.1966
nb-customerservice@bio-techne.com

Bio-Techne Canada

21 Canmotor Ave
Toronto, ON M8Z 4E6
Canada
Phone: 905.827.6400
Toll Free: 855.668.8722
Fax: 905.827.6402
canada.inquires@bio-techne.com

Bio-Techne Ltd

19 Barton Lane
Abingdon Science Park
Abingdon, OX14 3NB, United Kingdom
Phone: (44) (0) 1235 529449
Free Phone: 0800 37 34 15
Fax: (44) (0) 1235 533420
info.EMEA@bio-techne.com

General Contact Information

www.novusbio.com
Technical Support: nb-technical@bio-techne.com
Orders: nb-customerservice@bio-techne.com
General: novus@novusbio.com

Products Related to NBP3-20762

HAF008	Goat anti-Rabbit IgG Secondary Antibody [HRP]
NB7160	Goat anti-Rabbit IgG (H+L) Secondary Antibody [HRP]
NBP1-19371PEP	CD4 Antibody Blocking Peptide
210-TA-005	TNF-alpha [Unconjugated]

Limitations

This product is for research use only and is not approved for use in humans or in clinical diagnosis. Primary Antibodies are guaranteed for 1 year from date of receipt.

For more information on our 100% guarantee, please visit www.novusbio.com/guarantee

Earn gift cards/discounts by submitting a review: www.novusbio.com/reviews/submit/NBP3-20762

Earn gift cards/discounts by submitting a publication using this product:
www.novusbio.com/publications

