

Product Datasheet

RBFOX3/NeuN Antibody (NEUN/7167)

NBP3-20422-100ug

Unit Size: 100 ug

Store at 4C. Do not freeze.

www.novusbio.com



technical@novusbio.com

Protocols, Publications, Related Products, Reviews, Research Tools and Images at:
www.novusbio.com/NBP3-20422

Updated 7/16/2024 v.20.1

Earn rewards for product
reviews and publications.

Submit a publication at www.novusbio.com/publications

Submit a review at www.novusbio.com/reviews/destination/NBP3-20422



NBP3-20422-100ug

RBFOX3/NeuN Antibody (NEUN/7167)

Product Information	
Unit Size	100 ug
Concentration	0.2 mg/ml
Storage	Store at 4C. Do not freeze.
Clonality	Monoclonal
Clone	NEUN/7167
Preservative	0.05% Sodium Azide
Isotype	IgG2b Kappa
Purity	Protein A or G purified
Buffer	10mM PBS with 0.05% BSA

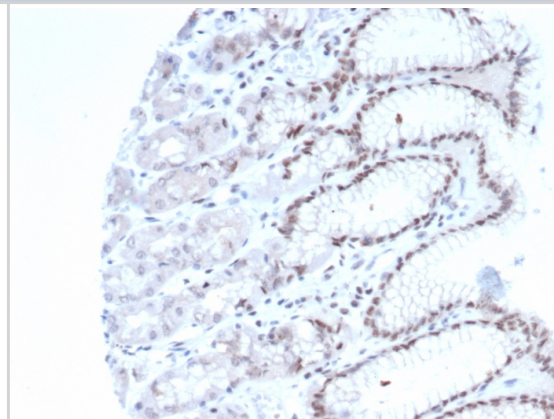
Product Description	
Description	Positive Controls: Human brain. HeLa cells. Antibody with azide - store at 2 to 8C. Antibody without azide - store at -20 to -80C. Non-hazardous. No MSDS required.
Host	Mouse
Gene ID	146713
Gene Symbol	RBFOX3
Species	Human
Immunogen	Recombinant fragment (around aa1-200) of human RBFOX3/NeuN protein (exact sequence is proprietary)

Product Application Details	
Applications	Immunohistochemistry-Paraffin
Recommended Dilutions	Immunohistochemistry-Paraffin 1-2 ug/ml
Application Notes	Immunohistochemistry (Formalin-fixed): 1-2ug/ml for 30 minutes. at RT. Staining of formalin-fixed tissues requires heating tissue sections in 10mM Tris with 1mM EDTA, pH 9.0, for 45 min at 95C followed by cooling at RT for 20 minutes. Optimal dilution for a specific application should be determined.

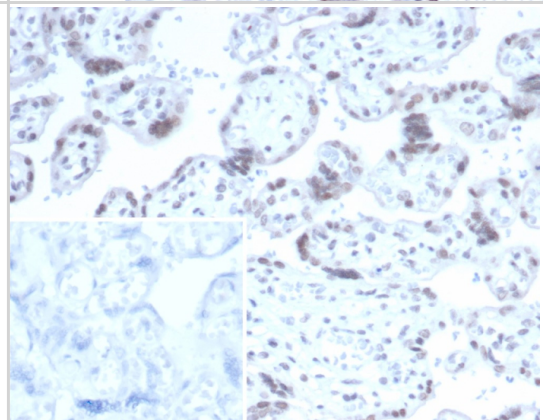


Images

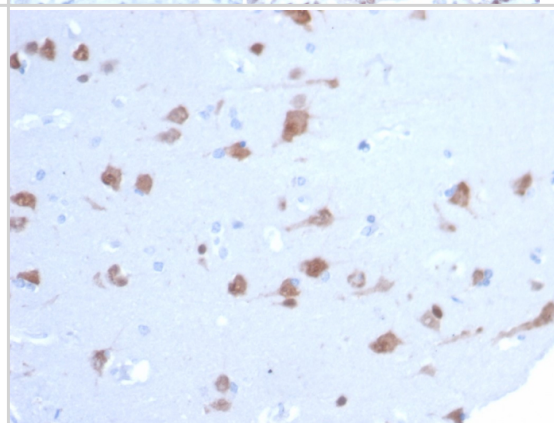
Formalin-fixed, paraffin-embedded human stomach stained with RBFOX3/NeuN antibody (NEUN/7167). HIER: Tris/EDTA, pH9.0, 45min. Secondary: HRP-polymer, 30min. DAB, 5min.



Formalin-fixed, paraffin-embedded human placenta stained with RBFOX3/NeuN antibody (NEUN/7167). Inset: PBS instead of primary antibody; secondary only negative control.



Formalin-fixed, paraffin-embedded human brain stained with RBFOX3/NeuN antibody (NEUN/7167). HIER: Tris/EDTA, pH9.0, 45min. Secondary: HRP-polymer, 30min. DAB, 5min.





Novus Biologicals USA

10730 E. Briarwood Avenue
Centennial, CO 80112
USA
Phone: 303.730.1950
Toll Free: 1.888.506.6887
Fax: 303.730.1966
nb-customerservice@bio-techne.com

Bio-Techne Canada

21 Canmotor Ave
Toronto, ON M8Z 4E6
Canada
Phone: 905.827.6400
Toll Free: 855.668.8722
Fax: 905.827.6402
canada.inquires@bio-techne.com

Bio-Techne Ltd

19 Barton Lane
Abingdon Science Park
Abingdon, OX14 3NB, United Kingdom
Phone: (44) (0) 1235 529449
Free Phone: 0800 37 34 15
Fax: (44) (0) 1235 533420
info.EMEA@bio-techne.com

General Contact Information

www.novusbio.com
Technical Support: nb-technical@bio-techne.com
Orders: nb-customerservice@bio-techne.com
General: novus@novusbio.com

Products Related to NBP3-20422-100ug

HAF007	Goat anti-Mouse IgG Secondary Antibody [HRP]
NB720-B	Rabbit anti-Mouse IgG (H+L) Secondary Antibody [Biotin]
NBP1-43317-0.5mg	Mouse IgG2b Kappa Light Chain Isotype Control (MG2b)
NBP1-77686PEP	RBFOX3/NeuN Antibody Blocking Peptide

Limitations

This product is for research use only and is not approved for use in humans or in clinical diagnosis. Primary Antibodies are guaranteed for 1 year from date of receipt.

For more information on our 100% guarantee, please visit www.novusbio.com/guarantee

Earn gift cards/discounts by submitting a review: www.novusbio.com/reviews/submit/NBP3-20422

Earn gift cards/discounts by submitting a publication using this product:
www.novusbio.com/publications

