

Product Datasheet

EpCAM/TROP1 Antibody (EGP40/8191R) NBP3-20380-100ug

Unit Size: 100 ug

Store at 4C. Do not freeze.

www.novusbio.com



technical@novusbio.com

Protocols, Publications, Related Products, Reviews, Research Tools and Images at:
www.novusbio.com/NBP3-20380

Updated 7/16/2024 v.20.1

Earn rewards for product
reviews and publications.

Submit a publication at www.novusbio.com/publications

Submit a review at www.novusbio.com/reviews/destination/NBP3-20380



NBP3-20380-100ug

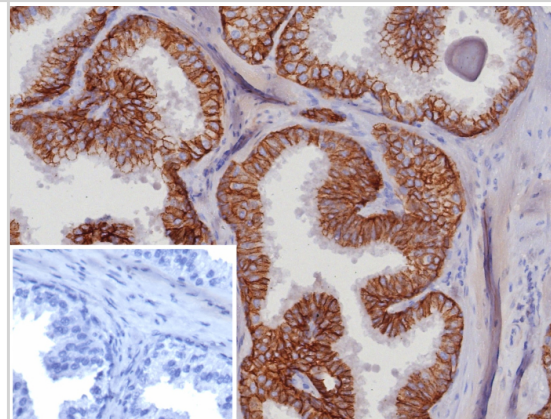
EpCAM/TROP1 Antibody (EGP40/8191R)

Product Information	
Unit Size	100 ug
Concentration	0.2 mg/ml
Storage	Store at 4C. Do not freeze.
Clonality	Monoclonal
Clone	EGP40/8191R
Preservative	0.05% Sodium Azide
Isotype	IgG Kappa
Purity	Protein A purified
Buffer	10mM PBS with 0.05% BSA
Product Description	
Description	Positive Controls: Human breast tumor. Antibody with azide - store at 2 to 8C. Antibody without azide - store at -20 to -80C. Non-hazardous. No MSDS required.
Host	Rabbit
Gene ID	4072
Gene Symbol	EPCAM
Species	Human
Specificity/Sensitivity	Antibody to Ep-CAM has been used to distinguish adenocarcinoma from pleural mesothelioma and hepatocellular carcinoma This antibody is also useful in distinguishing serous carcinomas of the ovary from mesothelioma
Immunogen	Recombinant human EpCAM/TROP1 fragment from extracellular domain (around aa100-224) (exact sequence is proprietary)
Product Application Details	
Applications	Immunohistochemistry-Paraffin
Recommended Dilutions	Immunohistochemistry-Paraffin 1-2 ug/ml
Application Notes	Immunohistochemistry (Formalin-fixed): 1-2ug/ml for 30 minutes. at RT. Staining of formalin-fixed tissues requires heating tissue sections in 10mM Tris with 1mM EDTA, pH 9.0, for 45 min at 95C followed by cooling at RT for 20 minutes. Optimal dilution for a specific application should be determined.

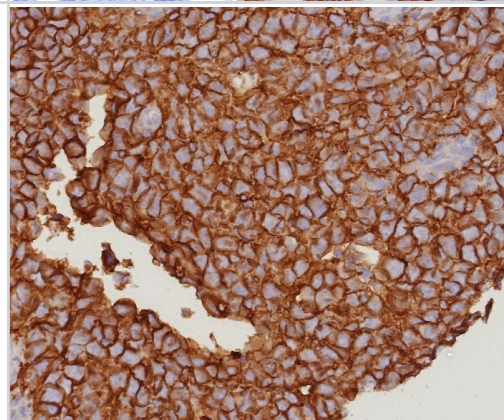


Images

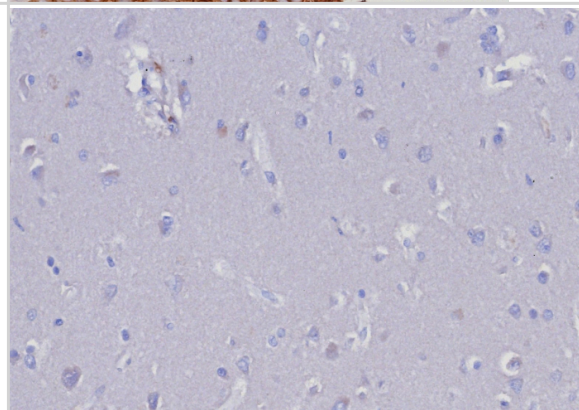
IHC analysis of formalin-fixed, paraffin-embedded human prostate carcinoma. EpCAM/TROP1 antibody (EGP40/8191R). Inset: PBS instead of primary antibody; secondary only negative control.



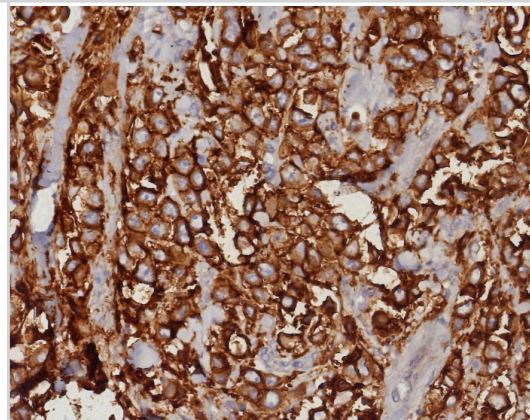
IHC analysis of formalin-fixed, paraffin-embedded human bladder. EpCAM/TROP1 antibody (EGP40/8191R). HIER: Tris/EDTA, pH9.0, 45min. Secondary: HRP-polymer, 30min. DAB, 5min.



IHC analysis of formalin-fixed, paraffin-embedded human tonsil. Negative tissue control using EpCAM/TROP1 antibody (EGP40/8191R) at 2ug/ml in PBS for 30min RT. HIER: Tris/EDTA, pH9.0, 45min. Secondary: HRP-polymer, 30min. DAB, 5min.



Formalin-fixed, paraffin-embedded human mammary carcinoma stained with EpCAM/TROP1 antibody (EGP40/8191R). HIER: Tris/EDTA, pH9.0, 45min. Secondary: HRP-polymer, 30min. DAB, 5min.





Novus Biologicals USA

10730 E. Briarwood Avenue
Centennial, CO 80112
USA
Phone: 303.730.1950
Toll Free: 1.888.506.6887
Fax: 303.730.1966
nb-customerservice@bio-techne.com

Bio-Techne Canada

21 Canmotor Ave
Toronto, ON M8Z 4E6
Canada
Phone: 905.827.6400
Toll Free: 855.668.8722
Fax: 905.827.6402
canada.inquires@bio-techne.com

Bio-Techne Ltd

19 Barton Lane
Abingdon Science Park
Abingdon, OX14 3NB, United Kingdom
Phone: (44) (0) 1235 529449
Free Phone: 0800 37 34 15
Fax: (44) (0) 1235 533420
info.EMEA@bio-techne.com

General Contact Information

www.novusbio.com
Technical Support: nb-technical@bio-techne.com
Orders: nb-customerservice@bio-techne.com
General: novus@novusbio.com

Products Related to NBP3-20380-100ug

HAF008	Goat anti-Rabbit IgG Secondary Antibody [HRP]
NB7160	Goat anti-Rabbit IgG (H+L) Secondary Antibody [HRP]
NBP2-52190-0.05mg	Recombinant Human EpCAM/TROP1 His Protein
202-IL-010	IL-2 [Unconjugated]

Limitations

This product is for research use only and is not approved for use in humans or in clinical diagnosis. Primary Antibodies are guaranteed for 1 year from date of receipt.

For more information on our 100% guarantee, please visit www.novusbio.com/guarantee

Earn gift cards/discounts by submitting a review: www.novusbio.com/reviews/submit/NBP3-20380

Earn gift cards/discounts by submitting a publication using this product:
www.novusbio.com/publications

