

# Product Datasheet

## EpCAM/TROP1 Antibody (EGP40/8130R) NBP3-20379-100ug

Unit Size: 100 ug

Store at 4C. Do not freeze.

[www.novusbio.com](http://www.novusbio.com)



[technical@novusbio.com](mailto:technical@novusbio.com)

Protocols, Publications, Related Products, Reviews, Research Tools and Images at:  
[www.novusbio.com/NBP3-20379](http://www.novusbio.com/NBP3-20379)

Updated 7/16/2024 v.20.1

Earn rewards for product  
reviews and publications.

Submit a publication at [www.novusbio.com/publications](http://www.novusbio.com/publications)

Submit a review at [www.novusbio.com/reviews/destination/NBP3-20379](http://www.novusbio.com/reviews/destination/NBP3-20379)



**NBP3-20379-100ug**

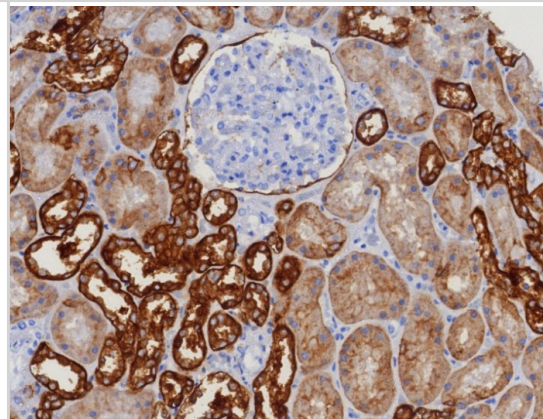
EpCAM/TROP1 Antibody (EGP40/8130R)

<b>Product Information</b>	
<b>Unit Size</b>	100 ug
<b>Concentration</b>	0.2 mg/ml
<b>Storage</b>	Store at 4C. Do not freeze.
<b>Clonality</b>	Monoclonal
<b>Clone</b>	EGP40/8130R
<b>Preservative</b>	0.05% Sodium Azide
<b>Isotype</b>	IgG Kappa
<b>Purity</b>	Protein A purified
<b>Buffer</b>	10mM PBS with 0.05% BSA
<b>Product Description</b>	
<b>Description</b>	Positive Controls: MCF-7 or HT29 cells. Human breast tumor.  Antibody with azide - store at 2 to 8C. Antibody without azide - store at -20 to -80C. Non-hazardous. No MSDS required.
<b>Host</b>	Rabbit
<b>Gene ID</b>	4072
<b>Gene Symbol</b>	EPCAM
<b>Species</b>	Human
<b>Specificity/Sensitivity</b>	Antibody to Ep-CAM has been used to distinguish adenocarcinoma from pleural mesothelioma and hepatocellular carcinoma This antibody is also useful in distinguishing serous carcinomas of the ovary from mesothelioma
<b>Immunogen</b>	Recombinant human EpCAM/TROP1 fragment from extracellular domain (around aa100-224) (exact sequence is proprietary)
<b>Product Application Details</b>	
<b>Applications</b>	Immunohistochemistry-Paraffin
<b>Recommended Dilutions</b>	Immunohistochemistry-Paraffin 1-2 ug/ml
<b>Application Notes</b>	Immunohistochemistry (Formalin-fixed): 1-2ug/ml for 30 minutes. at RT. Staining of formalin-fixed tissues requires heating tissue sections in 10mM Tris with 1mM EDTA, pH 9.0, for 45 min at 95C followed by cooling at RT for 20 minutes.  Optimal dilution for a specific application should be determined.

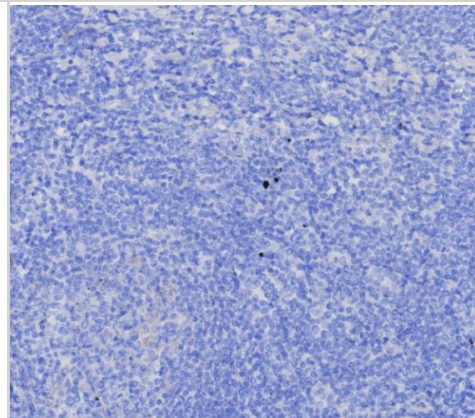


## Images

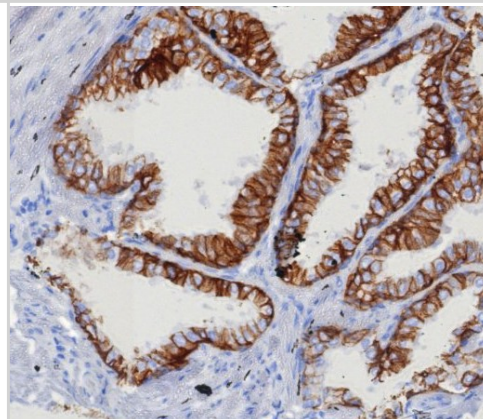
IHC analysis of formalin-fixed, paraffin-embedded human kidney. Negative tissue control using EpCAM/TROP1 antibody (EGP40/8130R) at 2ug/ml in PBS for 30min RT. HIER: Tris/EDTA, pH9.0, 45min. Secondary: HRP-polymer, 30min. DAB, 5min.



IHC analysis of formalin-fixed, paraffin-embedded human tonsil. Negative tissue control using EpCAM/TROP1 antibody (EGP40/8130R) at 2ug/ml in PBS for 30min RT. HIER: Tris/EDTA, pH9.0, 45min. Secondary: HRP-polymer, 30min. DAB, 5min.



Formalin-fixed, paraffin-embedded human prostate carcinoma stained with EpCAM/TROP1 antibody (EGP40/8130R). HIER: Tris/EDTA, pH9.0, 45min. Secondary: HRP-polymer, 30min. DAB, 5min.





### **Novus Biologicals USA**

10730 E. Briarwood Avenue  
Centennial, CO 80112  
USA  
Phone: 303.730.1950  
Toll Free: 1.888.506.6887  
Fax: 303.730.1966  
nb-customerservice@bio-techne.com

### **Bio-Techne Canada**

21 Canmotor Ave  
Toronto, ON M8Z 4E6  
Canada  
Phone: 905.827.6400  
Toll Free: 855.668.8722  
Fax: 905.827.6402  
canada.inquires@bio-techne.com

### **Bio-Techne Ltd**

19 Barton Lane  
Abingdon Science Park  
Abingdon, OX14 3NB, United Kingdom  
Phone: (44) (0) 1235 529449  
Free Phone: 0800 37 34 15  
Fax: (44) (0) 1235 533420  
info.EMEA@bio-techne.com

### **General Contact Information**

www.novusbio.com  
Technical Support: nb-technical@bio-techne.com  
Orders: nb-customerservice@bio-techne.com  
General: novus@novusbio.com

### **Products Related to NBP3-20379-100ug**

---

HAF008	Goat anti-Rabbit IgG Secondary Antibody [HRP]
NB7160	Goat anti-Rabbit IgG (H+L) Secondary Antibody [HRP]
NBP2-52190-0.05mg	Recombinant Human EpCAM/TROP1 His Protein
202-IL-010	IL-2 [Unconjugated]

---

### **Limitations**

This product is for research use only and is not approved for use in humans or in clinical diagnosis. Primary Antibodies are guaranteed for 1 year from date of receipt.

For more information on our 100% guarantee, please visit [www.novusbio.com/guarantee](http://www.novusbio.com/guarantee)

Earn gift cards/discounts by submitting a review: [www.novusbio.com/reviews/submit/NBP3-20379](http://www.novusbio.com/reviews/submit/NBP3-20379)

Earn gift cards/discounts by submitting a publication using this product:  
[www.novusbio.com/publications](http://www.novusbio.com/publications)

