

# Product Datasheet

## CD45RA Antibody (PTPRC/4367R) NBP3-20377-100ug

Unit Size: 100 ug

Store at 4C. Do not freeze.

[www.novusbio.com](http://www.novusbio.com)



[technical@novusbio.com](mailto:technical@novusbio.com)


Protocols, Publications, Related Products, Reviews, Research Tools and Images at:  
[www.novusbio.com/NBP3-20377](http://www.novusbio.com/NBP3-20377)

Updated 7/16/2024 v.20.1

Earn rewards for product  
reviews and publications.

Submit a publication at [www.novusbio.com/publications](http://www.novusbio.com/publications)

Submit a review at [www.novusbio.com/reviews/destination/NBP3-20377](http://www.novusbio.com/reviews/destination/NBP3-20377)



**NBP3-20377-100ug**

CD45RA Antibody (PTPRC/4367R)

Product Information	
Unit Size	100 ug
Concentration	0.2 mg/ml
Storage	Store at 4C. Do not freeze.
Clonality	Monoclonal
Clone	PTPRC/4367R
Preservative	0.05% Sodium Azide
Isotype	IgG Kappa
Purity	Protein A or G purified
Buffer	10mM PBS with 0.05% BSA

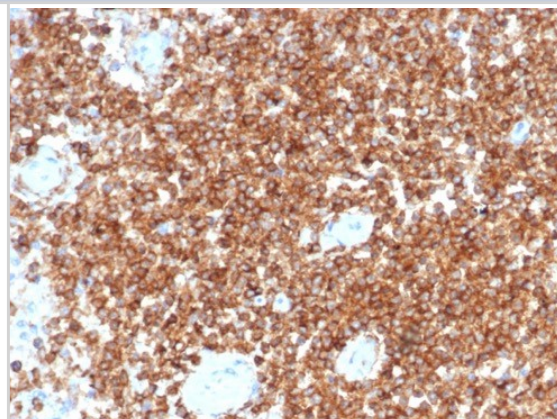
Product Description	
Description	Positive Controls: Human tonsil or lymph node.  Antibody with azide - store at 2 to 8C. Antibody without azide - store at -20 to -80C. Non-hazardous. No MSDS required.
Host	Rabbit
Gene ID	5788
Gene Symbol	PTPRC
Species	Human
Immunogen	Recombinant fragment (around aa1-600) of human CD45RA protein (extracellular domain)

Product Application Details	
Applications	Immunohistochemistry-Paraffin
Recommended Dilutions	Immunohistochemistry-Paraffin 1-2 ug/ml
Application Notes	Immunohistochemistry (Formalin-fixed): 1-2ug/ml for 30 minutes. at RT. Staining of formalin-fixed tissues requires heating tissue sections in 10mM Tris with 1mM EDTA, pH 9.0, for 45 min at 95C followed by cooling at RT for 20 minutes.  Optimal dilution for a specific application should be determined.

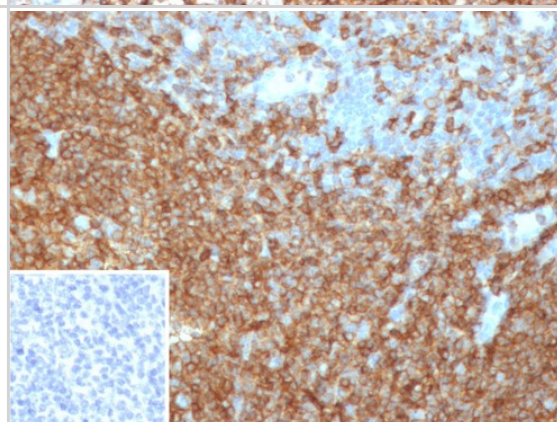


## Images

Formalin-fixed, paraffin-embedded human tonsil stained with CD45RA antibody (PTPRC/4367R). HIER: Tris/EDTA, pH9.0, 45min. Secondary: HRP-polymer, 30min. DAB, 5min.



Formalin-fixed, paraffin-embedded human tonsil stained with CD45RA antibody (PTPRC/4367R). Inset: PBS instead of primary antibody; secondary only negative control.





### **Novus Biologicals USA**

10730 E. Briarwood Avenue  
Centennial, CO 80112  
USA  
Phone: 303.730.1950  
Toll Free: 1.888.506.6887  
Fax: 303.730.1966  
nb-customerservice@bio-techne.com

### **Bio-Techne Canada**

21 Canmotor Ave  
Toronto, ON M8Z 4E6  
Canada  
Phone: 905.827.6400  
Toll Free: 855.668.8722  
Fax: 905.827.6402  
canada.inquires@bio-techne.com

### **Bio-Techne Ltd**

19 Barton Lane  
Abingdon Science Park  
Abingdon, OX14 3NB, United Kingdom  
Phone: (44) (0) 1235 529449  
Free Phone: 0800 37 34 15  
Fax: (44) (0) 1235 533420  
info.EMEA@bio-techne.com

### **General Contact Information**

www.novusbio.com  
Technical Support: nb-technical@bio-techne.com  
Orders: nb-customerservice@bio-techne.com  
General: novus@novusbio.com

### **Products Related to NBP3-20377-100ug**

---

HAF008	Goat anti-Rabbit IgG Secondary Antibody [HRP]
NB7160	Goat anti-Rabbit IgG (H+L) Secondary Antibody [HRP]
210-TA-005	TNF-alpha [Unconjugated]
6507-IL-010/CF	IL-4 [Unconjugated]

---

### **Limitations**

This product is for research use only and is not approved for use in humans or in clinical diagnosis. Primary Antibodies are guaranteed for 1 year from date of receipt.

For more information on our 100% guarantee, please visit [www.novusbio.com/guarantee](http://www.novusbio.com/guarantee)

Earn gift cards/discounts by submitting a review: [www.novusbio.com/reviews/submit/NBP3-20377](http://www.novusbio.com/reviews/submit/NBP3-20377)

Earn gift cards/discounts by submitting a publication using this product:  
[www.novusbio.com/publications](http://www.novusbio.com/publications)

