

# Product Datasheet

## Ku80/XRCC5 Antibody (XRCC5/7316)

### NBP3-20328-100ug

Unit Size: 100 ug

Store at 4C. Do not freeze.

[www.novusbio.com](http://www.novusbio.com)



[technical@novusbio.com](mailto:technical@novusbio.com)

Protocols, Publications, Related Products, Reviews, Research Tools and Images at:  
[www.novusbio.com/NBP3-20328](http://www.novusbio.com/NBP3-20328)

Updated 7/16/2024 v.20.1

Earn rewards for product reviews and publications.

Submit a publication at [www.novusbio.com/publications](http://www.novusbio.com/publications)

Submit a review at [www.novusbio.com/reviews/destination/NBP3-20328](http://www.novusbio.com/reviews/destination/NBP3-20328)



**NBP3-20328-100ug**

Ku80/XRCC5 Antibody (XRCC5/7316)

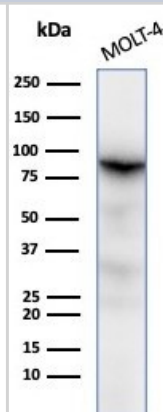
Product Information	
Unit Size	100 ug
Concentration	0.2 mg/ml
Storage	Store at 4C. Do not freeze.
Clonality	Monoclonal
Clone	XRCC5/7316
Preservative	0.05% Sodium Azide
Isotype	IgG1 Kappa/IgG2b Kappa
Purity	Protein A or G purified
Buffer	10mM PBS with 0.05% BSA

Product Description	
Description	Positive Controls: HeLa, MOLT-4, MCF-7 or HT29 cells. Human thyroid or lymph node.  Antibody with azide - store at 2 to 8C. Antibody without azide - store at -20 to -80C. Non-hazardous. No MSDS required.
Host	Mouse
Gene ID	7520
Gene Symbol	XRCC5
Species	Human
Immunogen	Recombinant fragment (around aa300-500) of human Ku80/XRCC5 (exact sequence is proprietary)

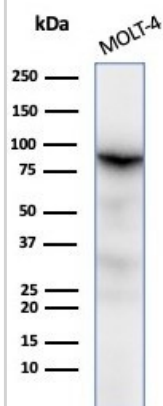
Product Application Details	
Applications	Western Blot, Immunohistochemistry-Paraffin
Recommended Dilutions	Western Blot 1-2 ug/ml, Immunohistochemistry-Paraffin 1-2 ug/ml
Application Notes	Immunohistochemistry (Formalin-fixed): 1-2ug/ml for 30 minutes. at RT. Staining of formalin-fixed tissues requires heating tissue sections in 10mM Tris with 1mM EDTA, pH 9.0, for 45 min at 95C followed by cooling at RT for 20 minutes.  Optimal dilution for a specific application should be determined.

**Images**

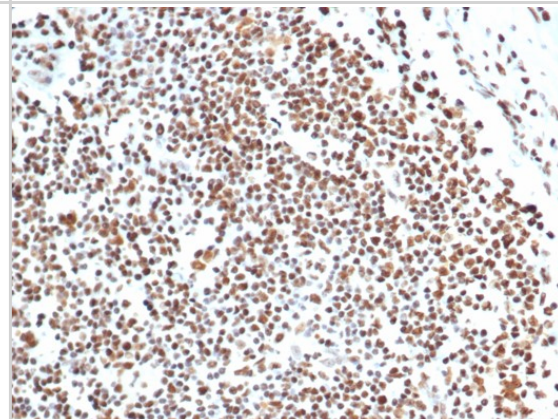
Western blot analysis of MOLT-4 cell lysates using Ku80/XRCC5 antibody (XRCC5/7316).



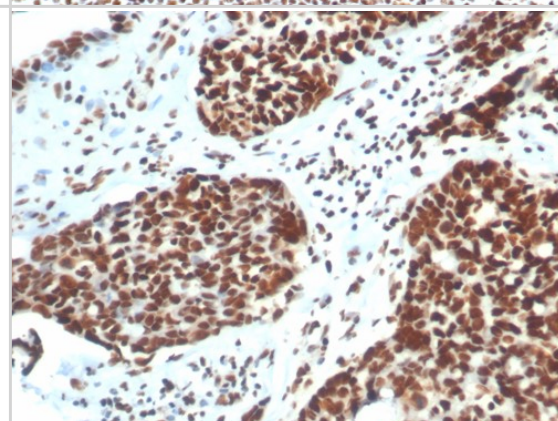
Western blot analysis of MOLT-4 cell lysates using Ku80/XRCC5 antibody (XRCC5/7316).



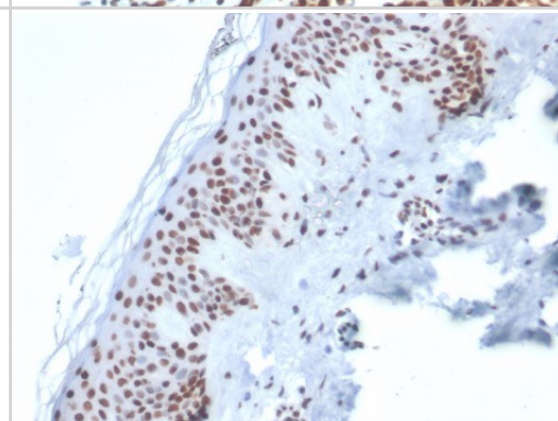
Formalin-fixed, paraffin-embedded human lymph node stained with Ku80/XRCC5 antibody (XRCC5/7316). HIER: Tris/EDTA, pH9.0, 45min. Secondary: HRP-polymer, 30min. DAB, 5min.



Formalin-fixed, paraffin-embedded human colon stained with Ku80/XRCC5 antibody (XRCC5/7316). HIER: Tris/EDTA, pH9.0, 45min. Secondary: HRP-polymer, 30min. DAB, 5min.



Formalin-fixed, paraffin-embedded human skin stained with Ku80/XRCC5 antibody (XRCC5/7316). HIER: Tris/EDTA, pH9.0, 45min. Secondary: HRP-polymer, 30min. DAB, 5min.





### **Novus Biologicals USA**

10730 E. Briarwood Avenue  
Centennial, CO 80112  
USA  
Phone: 303.730.1950  
Toll Free: 1.888.506.6887  
Fax: 303.730.1966  
nb-customerservice@bio-techne.com

### **Bio-Techne Canada**

21 Canmotor Ave  
Toronto, ON M8Z 4E6  
Canada  
Phone: 905.827.6400  
Toll Free: 855.668.8722  
Fax: 905.827.6402  
canada.inquires@bio-techne.com

### **Bio-Techne Ltd**

19 Barton Lane  
Abingdon Science Park  
Abingdon, OX14 3NB, United Kingdom  
Phone: (44) (0) 1235 529449  
Free Phone: 0800 37 34 15  
Fax: (44) (0) 1235 533420  
info.EMEA@bio-techne.com

### **General Contact Information**

www.novusbio.com  
Technical Support: nb-technical@bio-techne.com  
Orders: nb-customerservice@bio-techne.com  
General: novus@novusbio.com

### **Products Related to NBP3-20328-100ug**

---

HAF007	Goat anti-Mouse IgG Secondary Antibody [HRP]
NB720-B	Rabbit anti-Mouse IgG (H+L) Secondary Antibody [Biotin]
H00007520-P01-2ug	Recombinant Human Ku80/XRCC5 GST (N-Term) Protein
NBL1-17918	Ku80/XRCC5 Overexpression Lysate

---

### **Limitations**

This product is for research use only and is not approved for use in humans or in clinical diagnosis. Primary Antibodies are guaranteed for 1 year from date of receipt.

For more information on our 100% guarantee, please visit [www.novusbio.com/guarantee](http://www.novusbio.com/guarantee)

Earn gift cards/discounts by submitting a review: [www.novusbio.com/reviews/submit/NBP3-20328](http://www.novusbio.com/reviews/submit/NBP3-20328)

Earn gift cards/discounts by submitting a publication using this product:  
[www.novusbio.com/publications](http://www.novusbio.com/publications)

