

# Product Datasheet

## STAM-1 Antibody NBP3-20227

Unit Size: 0.1 mg

Store at -20C. Avoid freeze-thaw cycles.

[www.novusbio.com](http://www.novusbio.com)



[technical@novusbio.com](mailto:technical@novusbio.com)

Protocols, Publications, Related Products, Reviews, Research Tools and Images at:  
[www.novusbio.com/NBP3-20227](http://www.novusbio.com/NBP3-20227)

Updated 9/9/2025 v.20.1

Earn rewards for product  
reviews and publications.

Submit a publication at [www.novusbio.com/publications](http://www.novusbio.com/publications)

Submit a review at [www.novusbio.com/reviews/destination/NBP3-20227](http://www.novusbio.com/reviews/destination/NBP3-20227)



**NBP3-20227****STAM-1 Antibody**

<b>Product Information</b>	
<b>Unit Size</b>	0.1 mg
<b>Concentration</b>	0.5 mg/ml
<b>Storage</b>	Store at -20C. Avoid freeze-thaw cycles.
<b>Clonality</b>	Polyclonal
<b>Preservative</b>	0.02% Sodium Azide
<b>Isotype</b>	IgG
<b>Purity</b>	Immunogen affinity purified
<b>Buffer</b>	Tris saline (20 mM Tris pH 7.3, 150 mM NaCl), 0.5% BSA

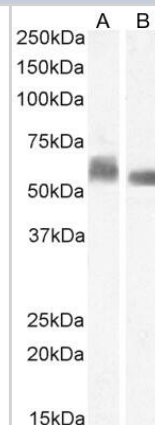
<b>Product Description</b>	
<b>Description</b>	Novus Biologicals Goat STAM-1 Antibody (NBP3-20227) is a polyclonal antibody validated for use in IHC, WB and ELISA. All Novus Biologicals antibodies are covered by our 100% guarantee.
<b>Host</b>	Goat
<b>Gene ID</b>	8027
<b>Gene Symbol</b>	STAM
<b>Species</b>	Human
<b>Specificity/Sensitivity</b>	This antibody is expected to recognize isoforms a-f. No cross-reactivity expected with STAM2.
<b>Immunogen</b>	Peptide with sequence C-KTEKKTVQFSDD, from the internal region of the protein sequence according to NP_003464.1; NP_001311216.1; NP_001311212.1; NP_001311215.1; NP_001311211.1; NP_001311217.1.

<b>Product Application Details</b>	
<b>Applications</b>	Western Blot, Immunohistochemistry-Paraffin, Immunohistochemistry, Peptide ELISA
<b>Recommended Dilutions</b>	Western Blot 0.3-1 ug/ml, Immunohistochemistry, Immunohistochemistry-Paraffin 4-6 ug/ml, Peptide ELISA Detection limit 1:16000
<b>Application Notes</b>	Western blot: Approx. 60kDa band observed in lysates of cell line K562, and approx. 55kDa in lysates of cell line MCF7, (calculated MW of 59.2kDa according to NP_003464.1 and 55.7kDa according to NP_001311211.1). Primary incubation 1 hour at room temperature.

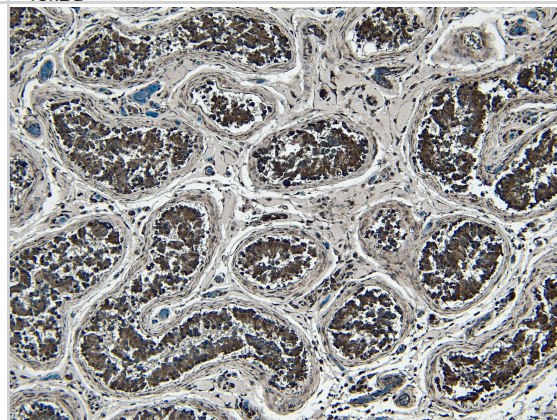


## Images

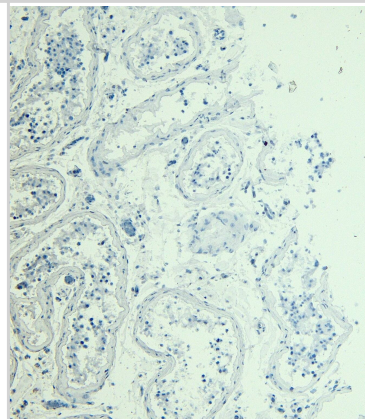
Western Blot: STAM-1 Antibody [NBP3-20227] - (1ug/ml) staining of K562 (A) and (0.5ug/ml) MCF7 (B) cell lysate (35ug protein in RIPA buffer). Detected by chemiluminescence.



Immunohistochemistry-Paraffin: STAM-1 Antibody [NBP3-20227] - (6ug/ml) staining of paraffin embedded Human Testis. Heat induced antigen retrieval with citrate buffer pH 6, HRP-staining.



Immunohistochemistry-Paraffin: STAM-1 Antibody [NBP3-20227] - Negative Control showing staining of paraffin embedded Human Testis, with no primary antibody.





### **Novus Biologicals USA**

10730 E. Briarwood Avenue  
Centennial, CO 80112  
USA  
Phone: 303.730.1950  
Toll Free: 1.888.506.6887  
Fax: 303.730.1966  
nb-customerservice@bio-techne.com

### **Bio-Techne Canada**

21 Canmotor Ave  
Toronto, ON M8Z 4E6  
Canada  
Phone: 905.827.6400  
Toll Free: 855.668.8722  
Fax: 905.827.6402  
canada.inquires@bio-techne.com

### **Bio-Techne Ltd**

19 Barton Lane  
Abingdon Science Park  
Abingdon, OX14 3NB, United Kingdom  
Phone: (44) (0) 1235 529449  
Free Phone: 0800 37 34 15  
Fax: (44) (0) 1235 533420  
info.EMEA@bio-techne.com

### **General Contact Information**

www.novusbio.com  
Technical Support: nb-technical@bio-techne.com  
Orders: nb-customerservice@bio-techne.com  
General: novus@novusbio.com

### **Products Related to NBP3-20227**

HAF017	Rabbit anti-Goat IgG Secondary Antibody [HRP (Horseradish Peroxidase)]
HAF109	Donkey anti-Goat IgG Secondary Antibody [HRP (Horseradish Peroxidase)]
NB410-28088-1mg	Goat IgG Isotype Control
NBP2-38514PEP	STAM-1 Recombinant Protein Antigen

### **Limitations**

This product is for research use only and is not approved for use in humans or in clinical diagnosis. Primary Antibodies are guaranteed for 1 year from date of receipt.

For more information on our 100% guarantee, please visit [www.novusbio.com/guarantee](http://www.novusbio.com/guarantee)

Earn gift cards/discounts by submitting a review: [www.novusbio.com/reviews/submit/NBP3-20227](http://www.novusbio.com/reviews/submit/NBP3-20227)

Earn gift cards/discounts by submitting a publication using this product:  
[www.novusbio.com/publications](http://www.novusbio.com/publications)



