

Product Datasheet

HP1 alpha Antibody (RAB-C133) - Chimeric - Azide and BSA Free NBP3-20127-0.2mg

Unit Size: 0.2 mg

Store at 4C for up to 3 months. For longer storage, aliquot and store at -20C.

www.novusbio.com



technical@novusbio.com

Protocols, Publications, Related Products, Reviews, Research Tools and Images at:
www.novusbio.com/NBP3-20127

Updated 8/8/2023 v.20.1

Earn rewards for product
reviews and publications.

Submit a publication at www.novusbio.com/publications

Submit a review at www.novusbio.com/reviews/destination/NBP3-20127



NBP3-20127-0.2mg

HP1 alpha Antibody (RAB-C133) - Chimeric - Azide and BSA Free

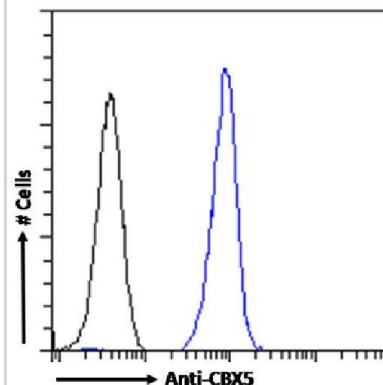
Product Information	
Unit Size	0.2 mg
Concentration	1 mg/ml
Storage	Store at 4C for up to 3 months. For longer storage, aliquot and store at -20C.
Clonality	Monoclonal
Clone	RAB-C133
Preservative	0.02% Proclin 300
Isotype	IgG Kappa
Purity	Protein A purified
Buffer	PBS

Product Description	
Host	Rabbit
Gene ID	23468
Gene Symbol	CBX5
Species	Human
Immunogen	This antibody was obtained by recombinant antibody (rAb) phage display recognizing CBX5 protein under non-denaturing conditions.

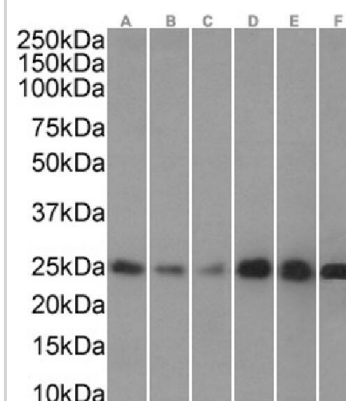
Product Application Details	
Applications	Western Blot, ELISA, Flow Cytometry, Immunocytochemistry/Immunofluorescence, Immunoprecipitation, Chromatin Immunoprecipitation (ChIP), Mass Spectrometry
Recommended Dilutions	Western Blot, Flow Cytometry, ELISA, Immunocytochemistry/Immunofluorescence, Immunoprecipitation, Mass Spectrometry, Chromatin Immunoprecipitation (ChIP)
Application Notes	This chimeric rabbit antibody was made using the variable domain sequences of the original Human Fab format, for improved compatibility with existing reagents, assays and techniques.

Images

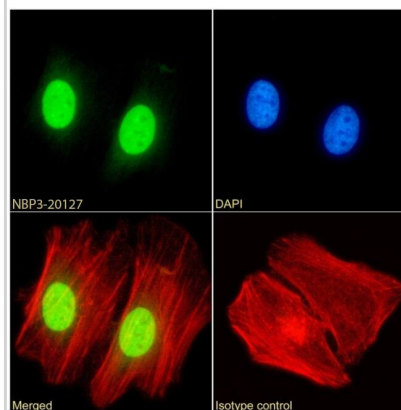
Flow Cytometry: HP1 alpha Antibody (RAB-C133) - Chimeric - Azide and BSA Free [NBP3-20127] - Paraformaldehyde fixed HeLa cells permeabilized with 0.5% Triton were stained with anti-unknown specificity antibody (isotype control, black line) or the rabbit IgG version of RAB-C133 (NBP3-20127, blue line) at a dilution of 1:100 for 1h at RT. After washing, the bound antibody was detected using a goat anti-rabbit IgG AlexaFluor(R) 488 antibody at a dilution of 1:1000 and cells analyzed using a FACSCanto flow-cytometer.



Western Blot: HP1 alpha Antibody (RAB-C133) - Chimeric - Azide and BSA Free [NBP3-20127] - Nuclear lysates of HeLa(A), HEK293(B), A431 (C), MCF7(D), Jurkat(E) and K562(F) cells (35ug protein in RIPA buffer) were resolved on a SDS PAGE gel and blots were probed with the chimeric rabbit version of RAB-C133 (NBP3-20127) at 0.003 ug/ml before detection using an anti-rabbit secondary antibody. A primary incubation of 1h was used and protein was detected by chemiluminescence.



Immunocytochemistry/Immunofluorescence: HP1 alpha Antibody (RAB-C133) - Chimeric - Azide and BSA Free [NBP3-20127] - Immunofluorescence analysis of paraformaldehyde fixed HeLa cells permeabilized with 0.15% Triton stained with the chimeric rabbit IgG version of RAB-C133 (NBP3-20127) (1:100 dilution) for 1h followed by Alexa Fluor(R) 488 secondary antibody (1:1000 dilution), showing nuclear staining. The nuclear stain is DAPI (blue). Panels show from left-right, top-bottom NBP3-20127, DAPI, merged channels and an isotype control. The isotype control was an unknown specificity antibody followed by staining with Alexa Fluor(R) 488 secondary antibody.





Novus Biologicals USA

10730 E. Briarwood Avenue
Centennial, CO 80112
USA

Phone: 303.730.1950
Toll Free: 1.888.506.6887
Fax: 303.730.1966
novus@novusbio.com

Bio-Techne Canada

21 Canmotor Ave
Toronto, ON M8Z 4E6
Canada

Phone: 905.827.6400
Toll Free: 855.668.8722
Fax: 905.827.6402
canada.inquires@bio-techne.com

Bio-Techne Ltd

19 Barton Lane
Abingdon Science Park
Abingdon, OX14 3NB, United Kingdom

Phone: (44) (0) 1235 529449
Free Phone: 0800 37 34 15
Fax: (44) (0) 1235 533420
info.EMEA@bio-techne.com

General Contact Information

www.novusbio.com
Technical Support: technical@novusbio.com
Orders: orders@novusbio.com
General: novus@novusbio.com

Products Related to NBP3-20127-0.2mg

HAF008	Goat anti-Rabbit IgG Secondary Antibody [HRP]
NB7156	Goat anti-Rabbit IgG (H+L) Secondary Antibody
NB100-2518PEP	HP1 alpha Antibody Blocking Peptide
DHAPG0	Haptoglobin [HRP]

Limitations

This product is for research use only and is not approved for use in humans or in clinical diagnosis. Primary Antibodies are guaranteed for 1 year from date of receipt.

For more information on our 100% guarantee, please visit www.novusbio.com/guarantee

Earn gift cards/discounts by submitting a review: www.novusbio.com/reviews/submit/NBP3-20127

Earn gift cards/discounts by submitting a publication using this product:
www.novusbio.com/publications

