

# Product Datasheet

## **Peroxiredoxin 2 Antibody (SAIC-34B-124) - Azide and BSA Free** **NBP3-20102-0.2mg**

Unit Size: 0.2 mg

Store at 4C for up to 3 months. For longer storage, aliquot and store at -20C.

[www.novusbio.com](http://www.novusbio.com)



[technical@novusbio.com](mailto:technical@novusbio.com)

Protocols, Publications, Related Products, Reviews, Research Tools and Images at:  
[www.novusbio.com/NBP3-20102](http://www.novusbio.com/NBP3-20102)

Updated 9/9/2025 v.20.1

Earn rewards for product reviews and publications.

Submit a publication at [www.novusbio.com/publications](http://www.novusbio.com/publications)

Submit a review at [www.novusbio.com/reviews/destination/NBP3-20102](http://www.novusbio.com/reviews/destination/NBP3-20102)



**NBP3-20102-0.2mg**

Peroxiredoxin 2 Antibody (SAIC-34B-124) - Azide and BSA Free

Product Information	
Unit Size	0.2 mg
Concentration	1 mg/ml
Storage	Store at 4C for up to 3 months. For longer storage, aliquot and store at -20C.
Clonality	Monoclonal
Clone	SAIC-34B-124
Preservative	0.02% Proclin 300
Isotype	IgG Kappa
Purity	Protein A purified
Buffer	PBS

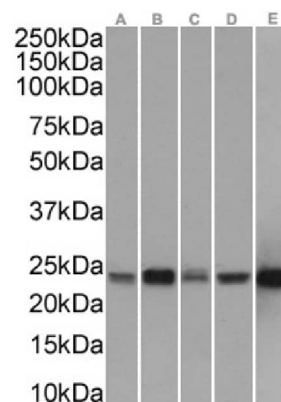
Product Description	
Description	Novus Biologicals Rabbit Peroxiredoxin 2 Antibody (SAIC-34B-124) - Azide and BSA Free (NBP3-20102) is a recombinant monoclonal antibody validated for use in WB, ELISA, Flow and ICC/IF. All Novus Biologicals antibodies are covered by our 100% guarantee.
Host	Rabbit
Gene ID	7001
Gene Symbol	PRDX2
Species	Human
Immunogen	Peptide "LSEGYGVLK", derived from the cellular redox regulator Peroxiredoxin-2, conjugated to KLH.

Product Application Details	
Applications	Western Blot, ELISA, Flow Cytometry, Immunocytochemistry/Immunofluorescence, Mass Spectrometry
Recommended Dilutions	Western Blot, Flow Cytometry, ELISA, Immunocytochemistry/Immunofluorescence, Mass Spectrometry
Application Notes	This Ab can be used in immunoMRM.

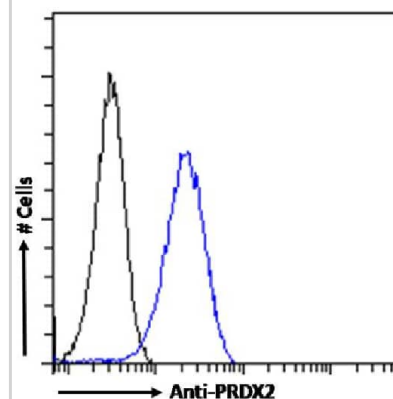


## Images

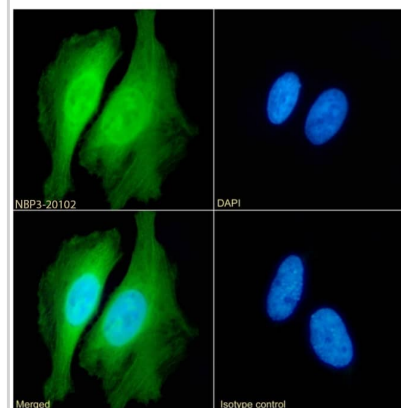
Western Blot: Peroxiredoxin 2 Antibody (SAIC-34B-124) - Azide and BSA Free [NBP3-20102] - HepG2(A) (0.003ug/ml), HeLa(B) (0.003ug/ml), MCF7(C) (0.003ug/ml), K562(D) (0.003ug/ml) and LNCaP (E) (0.001ug/ml) cell lysates (35ug protein in RIPA buffer) were resolved on a SDS PAGE gel and blots were probed with the chimeric rabbit version of SAIC-34B-124 (NBP3-20102), before detection using an anti-rabbit secondary antibody. A primary incubation of 1h was used and protein was detected by chemiluminescence.



Flow Cytometry: Peroxiredoxin 2 Antibody (SAIC-34B-124) - Azide and BSA Free [NBP3-20102] - Paraformaldehyde fixed HeLa cells permeabilized with 0.5% Triton were stained with anti-unknown specificity antibody (isotype control, black line) or the rabbit IgG version of SAIC-34B-124 (NBP3-20102, blue line) at a dilution of 1:100 for 1h at RT. After washing, the bound antibody was detected using a goat anti-rabbit IgG AlexaFluor(R) 488 antibody at a dilution of 1:1000 and cells analyzed using a FACSCanto flow-cytometer.



Immunocytochemistry/Immunofluorescence: Peroxiredoxin 2 Antibody (SAIC-34B-124) - Azide and BSA Free [NBP3-20102] - Immunofluorescence analysis of paraformaldehyde fixed HeLa cells permeabilized with 0.15% Triton stained with the chimeric rabbit IgG version of SAIC-34B-124 (NBP3-20102) (1:100 dilution) for 1h followed by Alexa Fluor(R) 488 secondary antibody (1:1000 dilution), showing nuclear and cytoplasmic staining. The nuclear stain is DAPI (blue). Panels show from left-right, top-bottom NBP3-20102, DAPI, merged channels and an isotype control. The isotype control was an unknown specificity antibody followed by staining with Alexa Fluor(R) 488 secondary antibody.





### **Novus Biologicals USA**

10730 E. Briarwood Avenue  
Centennial, CO 80112  
USA  
Phone: 303.730.1950  
Toll Free: 1.888.506.6887  
Fax: 303.730.1966  
nb-customerservice@bio-techne.com

### **Bio-Techne Canada**

21 Canmotor Ave  
Toronto, ON M8Z 4E6  
Canada  
Phone: 905.827.6400  
Toll Free: 855.668.8722  
Fax: 905.827.6402  
canada.inquires@bio-techne.com

### **Bio-Techne Ltd**

19 Barton Lane  
Abingdon Science Park  
Abingdon, OX14 3NB, United Kingdom  
Phone: (44) (0) 1235 529449  
Free Phone: 0800 37 34 15  
Fax: (44) (0) 1235 533420  
info.EMEA@bio-techne.com

### **General Contact Information**

www.novusbio.com  
Technical Support: nb-technical@bio-techne.com  
Orders: nb-customerservice@bio-techne.com  
General: novus@novusbio.com

### **Products Related to NBP3-20102-0.2mg**

---

NBP2-33376H	Blue Marker Antibody (6F4-F6) [HRP]
HAF008	Goat anti-Rabbit IgG Secondary Antibody [HRP]
NB7160	Goat anti-Rabbit IgG (H+L) Secondary Antibody [HRP]
NBP2-52150-0.1mg	Recombinant Rat Peroxiredoxin 2 His Protein

---

### **Limitations**

This product is for research use only and is not approved for use in humans or in clinical diagnosis. Primary Antibodies are guaranteed for 1 year from date of receipt.

For more information on our 100% guarantee, please visit [www.novusbio.com/guarantee](http://www.novusbio.com/guarantee)

Earn gift cards/discounts by submitting a review: [www.novusbio.com/reviews/submit/NBP3-20102](http://www.novusbio.com/reviews/submit/NBP3-20102)

Earn gift cards/discounts by submitting a publication using this product:  
[www.novusbio.com/publications](http://www.novusbio.com/publications)

