

# Product Datasheet

## Calretinin Antibody (CL12838) - BSA Free NBP3-18561-100ul

Unit Size: 100 ul

Store at 4C short term. Aliquot and store at -20C long term. Avoid freeze-thaw cycles.

[www.novusbio.com](http://www.novusbio.com)



[technical@novusbio.com](mailto:technical@novusbio.com)

Protocols, Publications, Related Products, Reviews, Research Tools and Images at:  
[www.novusbio.com/NBP3-18561](http://www.novusbio.com/NBP3-18561)

Updated 9/9/2025 v.20.1

Earn rewards for product  
reviews and publications.

Submit a publication at [www.novusbio.com/publications](http://www.novusbio.com/publications)

Submit a review at [www.novusbio.com/reviews/destination/NBP3-18561](http://www.novusbio.com/reviews/destination/NBP3-18561)



**NBP3-18561-100ul**

Calretinin Antibody (CL12838) - BSA Free

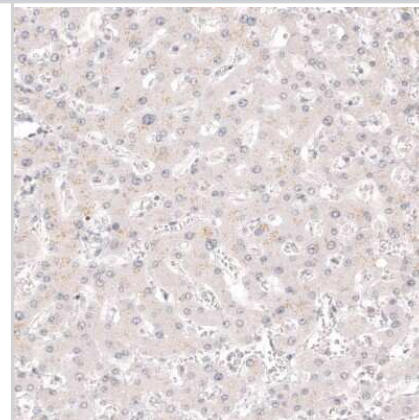
Product Information	
Unit Size	100 ul
Concentration	Concentrations vary lot to lot. See vial label for concentration. If unlisted please contact technical services.
Storage	Store at 4C short term. Aliquot and store at -20C long term. Avoid freeze-thaw cycles.
Clonality	Monoclonal
Clone	CL12838
Preservative	0.02% Sodium Azide
Isotype	IgG1
Purity	Protein A purified
Buffer	PBS, pH 7.2, 40% glycerol

Product Description	
Description	Novus Biologicals Mouse Calretinin Antibody (CL12838) - BSA Free (NBP3-18561) is a monoclonal antibody validated for use in IHC. All Novus Biologicals antibodies are covered by our 100% guarantee.
Host	Mouse
Gene ID	794
Gene Symbol	CALB2
Species	Human, Mouse
Immunogen	This antibody was developed using a recombinant protein derived from P22676, with the exact immunogen sequence remaining proprietary.

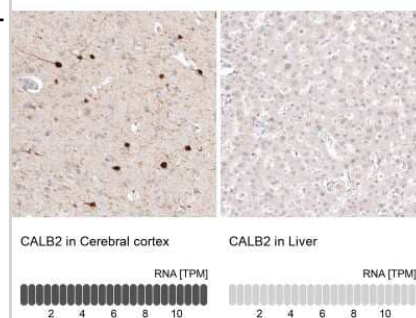
Product Application Details	
Applications	Immunohistochemistry-Paraffin, Immunohistochemistry
Recommended Dilutions	Immunohistochemistry 1:1000 - 1:2500, Immunohistochemistry-Paraffin 1:1000 - 1:2500
Application Notes	For use with IHC-Paraffin, HIER pH 6 retrieval is recommended.

**Images**

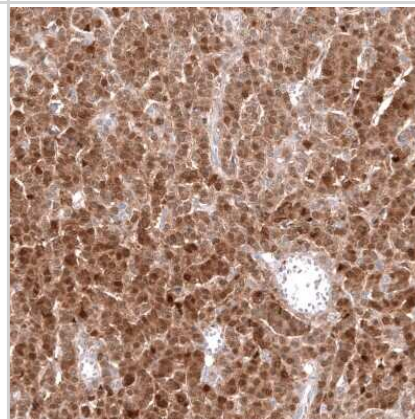
Immunohistochemistry-Paraffin: Calretinin Antibody (CL12838) [NBP3-18561] - Staining of human liver shows no positivity in hepatocytes as expected.



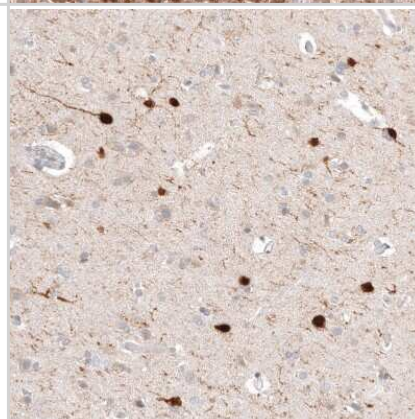
Immunohistochemistry-Paraffin: Calretinin Antibody (CL12838) [NBP3-18561] - Analysis in human cerebral cortex and liver tissues using NBP3-18561 antibody. Corresponding CALB2 RNA-seq data are presented for the same tissues.



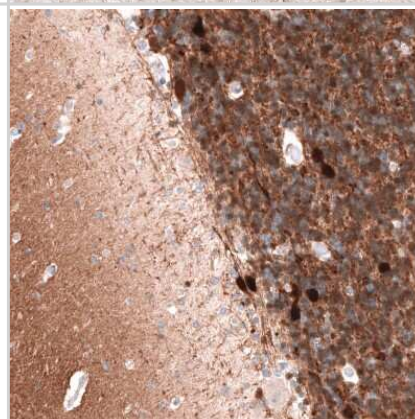
Immunohistochemistry-Paraffin: Calretinin Antibody (CL12838) [NBP3-18561] - Staining of human ovarian cancer (granular cell carcinoma) shows moderate cytoplasmic positivity in tumor cells.



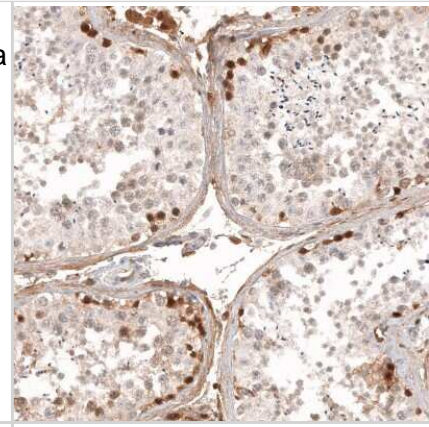
Immunohistochemistry-Paraffin: Calretinin Antibody (CL12838) [NBP3-18561] - Staining of human cerebral cortex shows strong cytoplasmic positivity in a subset of neurons.



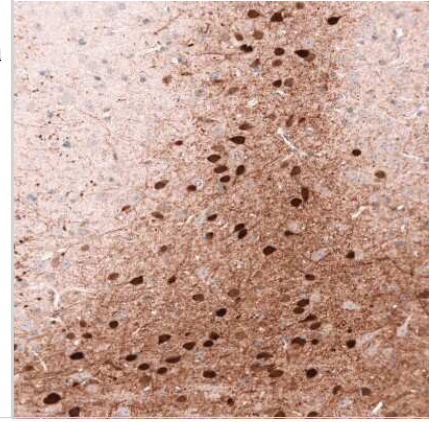
Immunohistochemistry-Paraffin: Calretinin Antibody (CL12838) [NBP3-18561] - Staining of human cerebellum shows moderate to strong cytoplasmic positivity in cells in granular layer.



Immunohistochemistry-Paraffin: Calretinin Antibody (CL12838) [NBP3-18561] - Staining of human testis shows strong cytoplasmic positivity in a subset of cells in seminiferous ducts.



Immunohistochemistry-Paraffin: Calretinin Antibody (CL12838) [NBP3-18561] - Staining of mouse brain shows strong cytoplasmic positivity in a subset of neurons.



**Novus Biologicals USA**

10730 E. Briarwood Avenue  
Centennial, CO 80112  
USA  
Phone: 303.730.1950  
Toll Free: 1.888.506.6887  
Fax: 303.730.1966  
nb-customerservice@bio-techne.com

**Bio-Techne Canada**

21 Canmotor Ave  
Toronto, ON M8Z 4E6  
Canada  
Phone: 905.827.6400  
Toll Free: 855.668.8722  
Fax: 905.827.6402  
canada.inquires@bio-techne.com

**Bio-Techne Ltd**

19 Barton Lane  
Abingdon Science Park  
Abingdon, OX14 3NB, United Kingdom  
Phone: (44) (0) 1235 529449  
Free Phone: 0800 37 34 15  
Fax: (44) (0) 1235 533420  
info.EMEA@bio-techne.com

**General Contact Information**

[www.novusbio.com](http://www.novusbio.com)  
Technical Support: nb-technical@bio-techne.com  
Orders: nb-customerservice@bio-techne.com  
General: novus@novusbio.com

**Products Related to NBP3-18561-100ul**

HAF007	Goat anti-Mouse IgG Secondary Antibody [HRP]
NB720-B	Rabbit anti-Mouse IgG (H+L) Secondary Antibody [Biotin]
NBP1-97005-0.5mg	Mouse IgG1 Isotype Control (MG1)
NBP1-48344-0.1mg	Recombinant Human Calretinin His Protein

**Limitations**

This product is for research use only and is not approved for use in humans or in clinical diagnosis. Primary Antibodies are guaranteed for 1 year from date of receipt.

For more information on our 100% guarantee, please visit [www.novusbio.com/guarantee](http://www.novusbio.com/guarantee)

Earn gift cards/discounts by submitting a review: [www.novusbio.com/reviews/submit/NBP3-18561](http://www.novusbio.com/reviews/submit/NBP3-18561)

Earn gift cards/discounts by submitting a publication using this product:  
[www.novusbio.com/publications](http://www.novusbio.com/publications)

