

Product Datasheet

Calretinin Antibody (CL12842)

NBP3-18545-100ul

Unit Size: 100 ul

Store at 4C short term. Aliquot and store at -20C long term. Avoid freeze-thaw cycles.

www.novusbio.com



technical@novusbio.com

Protocols, Publications, Related Products, Reviews, Research Tools and Images at:
www.novusbio.com/NBP3-18545

Updated 2/27/2025 v.20.1

Earn rewards for product
reviews and publications.

Submit a publication at www.novusbio.com/publications

Submit a review at www.novusbio.com/reviews/destination/NBP3-18545



NBP3-18545-100ul

Calretinin Antibody (CL12842)

Product Information

Unit Size	100 ul
Concentration	Concentrations vary lot to lot. See vial label for concentration. If unlisted please contact technical services.
Storage	Store at 4C short term. Aliquot and store at -20C long term. Avoid freeze-thaw cycles.
Clonality	Monoclonal
Clone	CL12842
Preservative	0.02% Sodium Azide
Isotype	IgG1
Purity	Protein A purified
Buffer	PBS, pH 7.2, 40% glycerol

Product Description

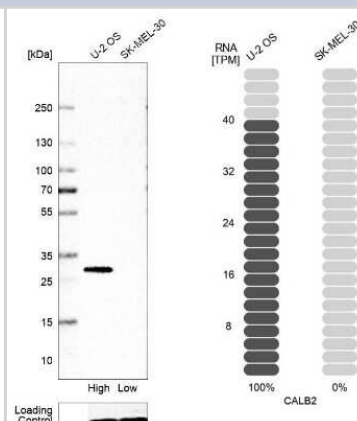
Host	Mouse
Gene ID	794
Gene Symbol	CALB2
Species	Human, Mouse
Immunogen	This antibody was developed using a recombinant protein derived from P22676, with the exact immunogen sequence remaining proprietary.

Product Application Details

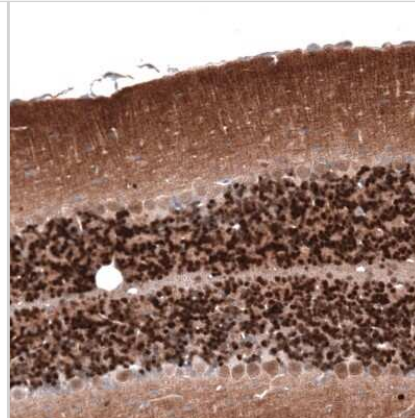
Applications	Western Blot, Immunohistochemistry, Immunohistochemistry-Paraffin
Recommended Dilutions	Western Blot 1 ug/ml, Immunohistochemistry 1:200 - 1:500, Immunohistochemistry-Paraffin 1:200 - 1:500
Application Notes	For use with IHC-Paraffin, HIER pH 6 retrieval is recommended.

Images

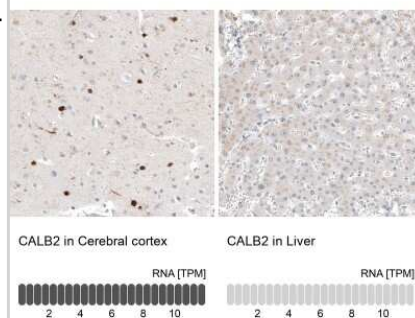
Western Blot: Calretinin Antibody (CL12842) [NBP3-18545] - Analysis in human cell line U-2 OS and human cell line SK-MEL-30.



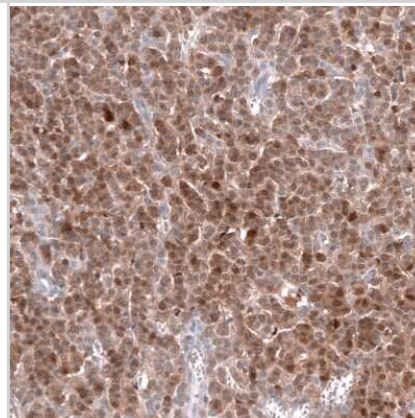
Immunohistochemistry-Paraffin: Calretinin Antibody (CL12842) [NBP3-18545] - Staining of mouse brain shows strong cytoplasmic positivity in cells in granular layer.



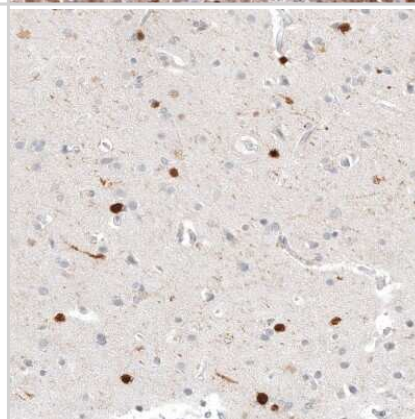
Immunohistochemistry-Paraffin: Calretinin Antibody (CL12842) [NBP3-18545] - Analysis in human cerebral cortex and liver tissues using NBP3-18545 antibody. Corresponding CALB2 RNA-seq data are presented for the same tissues.



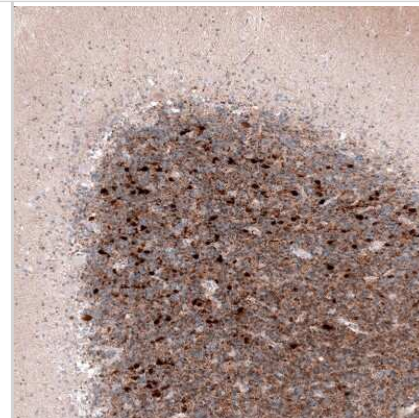
Immunohistochemistry-Paraffin: Calretinin Antibody (CL12842) [NBP3-18545] - Staining of human ovarian cancer (granular cell carcinoma) shows moderate cytoplasmic positivity in tumor cells.



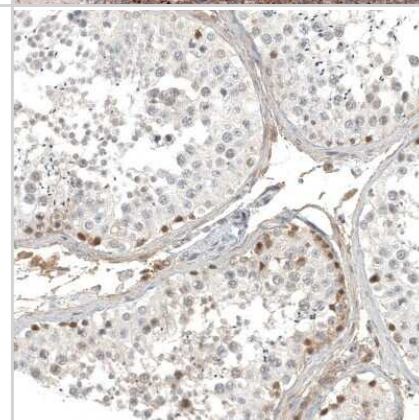
Immunohistochemistry-Paraffin: Calretinin Antibody (CL12842) [NBP3-18545] - Staining of human cerebral cortex shows strong cytoplasmic positivity in a subset of neurons.



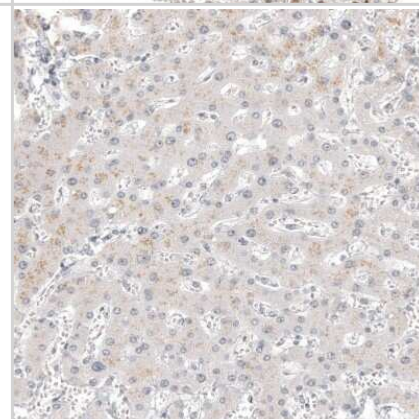
Immunohistochemistry-Paraffin: Calretinin Antibody (CL12842) [NBP3-18545] - Staining of human cerebellum shows strong cytoplasmic positivity in cells in granular layer.



Immunohistochemistry-Paraffin: Calretinin Antibody (CL12842) [NBP3-18545] - Staining of human testis shows moderate cytoplasmic positivity in cells in seminiferous ducts.



Immunohistochemistry-Paraffin: Calretinin Antibody (CL12842) [NBP3-18545] - Staining of human liver shows no positivity in hepatocytes as expected.



**Novus Biologicals USA**

10730 E. Briarwood Avenue
Centennial, CO 80112
USA
Phone: 303.730.1950
Toll Free: 1.888.506.6887
Fax: 303.730.1966
nb-customerservice@bio-techne.com

Bio-Techne Canada

21 Canmotor Ave
Toronto, ON M8Z 4E6
Canada
Phone: 905.827.6400
Toll Free: 855.668.8722
Fax: 905.827.6402
canada.inquires@bio-techne.com

Bio-Techne Ltd

19 Barton Lane
Abingdon Science Park
Abingdon, OX14 3NB, United Kingdom
Phone: (44) (0) 1235 529449
Free Phone: 0800 37 34 15
Fax: (44) (0) 1235 533420
info.EMEA@bio-techne.com

General Contact Information

www.novusbio.com
Technical Support: nb-technical@bio-techne.com
Orders: nb-customerservice@bio-techne.com
General: novus@novusbio.com

Products Related to NBP3-18545-100ul

HAF007	Goat anti-Mouse IgG Secondary Antibody [HRP]
NB720-B	Rabbit anti-Mouse IgG (H+L) Secondary Antibody [Biotin]
NBP1-97005-0.5mg	Mouse IgG1 Isotype Control (MG1)
NBP1-48344-0.1mg	Recombinant Human Calretinin His Protein

Limitations

This product is for research use only and is not approved for use in humans or in clinical diagnosis. Primary Antibodies are guaranteed for 1 year from date of receipt.

For more information on our 100% guarantee, please visit www.novusbio.com/guarantee

Earn gift cards/discounts by submitting a review: www.novusbio.com/reviews/submit/NBP3-18545

Earn gift cards/discounts by submitting a publication using this product:
www.novusbio.com/publications

