

Product Datasheet

Transcription factor E3 Antibody (CL12822) NBP3-18540-100ul

Unit Size: 100 ul

Store at 4C short term. Aliquot and store at -20C long term. Avoid freeze-thaw cycles.

www.novusbio.com



technical@novusbio.com

Protocols, Publications, Related Products, Reviews, Research Tools and Images at:
www.novusbio.com/NBP3-18540

Updated 2/27/2025 v.20.1

Earn rewards for product
reviews and publications.

Submit a publication at www.novusbio.com/publications

Submit a review at www.novusbio.com/reviews/destination/NBP3-18540



NBP3-18540-100ul

Transcription factor E3 Antibody (CL12822)

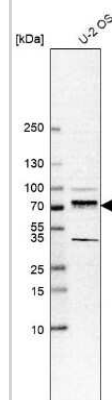
Product Information	
Unit Size	100 ul
Concentration	Concentrations vary lot to lot. See vial label for concentration. If unlisted please contact technical services.
Storage	Store at 4C short term. Aliquot and store at -20C long term. Avoid freeze-thaw cycles.
Clonality	Monoclonal
Clone	CL12822
Preservative	0.02% Sodium Azide
Isotype	IgG2b
Purity	Protein A purified
Buffer	PBS, pH 7.2, 40% glycerol

Product Description	
Host	Mouse
Gene ID	7030
Gene Symbol	TFE3
Species	Human
Immunogen	This antibody was developed using a recombinant protein derived from P19532, with the exact immunogen sequence remaining proprietary.

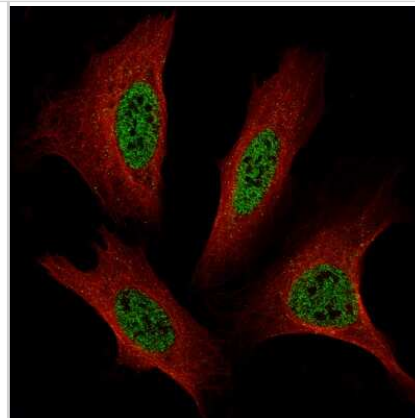
Product Application Details	
Applications	Western Blot, Immunocytochemistry/ Immunofluorescence, Immunohistochemistry, Immunohistochemistry-Paraffin
Recommended Dilutions	Western Blot 1 ug/ml, Immunohistochemistry 1:1000 - 1:2500, Immunocytochemistry/ Immunofluorescence 2-10 ug/ml, Immunohistochemistry-Paraffin 1:1000 -1:2500
Application Notes	For use with IHC-Paraffin, HIER pH 6 retrieval is recommended. ICC/IF, Fixation/Permeabilization: PFA/Triton X-100.

Images

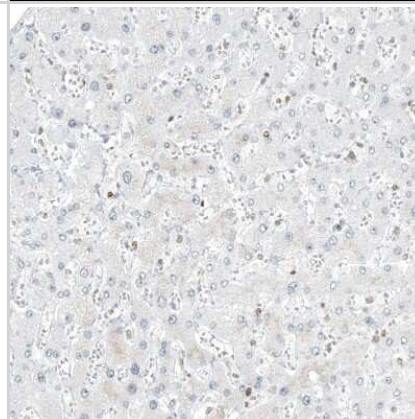
Western Blot: Transcription factor E3 Antibody (CL12822) [NBP3-18540]
- Analysis in human cell line U-2 OS.



Immunocytochemistry/Immunofluorescence: Transcription factor E3 Antibody (CL12822) [NBP3-18540] - Staining of U2-OS cells using the Anti-TFE3 monoclonal antibody, showing specific staining in nucleoplasm in green. Microtubule probes are visualized in red (where available).



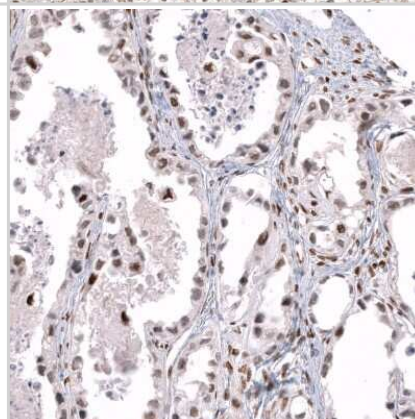
Immunohistochemistry-Paraffin: Transcription factor E3 Antibody (CL12822) [NBP3-18540] - Staining of human liver shows no positivity in hepatocytes as expected.



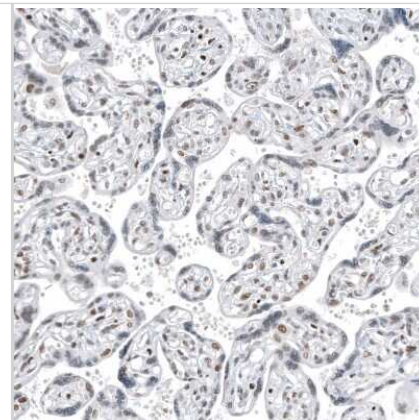
Immunohistochemistry-Paraffin: Transcription factor E3 Antibody (CL12822) [NBP3-18540] - Staining of human kidney cancer shows strong nuclear positivity in tumor cells.



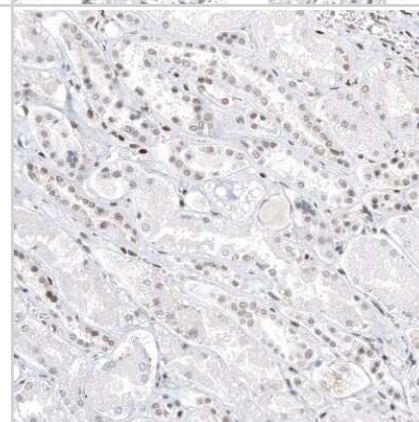
Immunohistochemistry-Paraffin: Transcription factor E3 Antibody (CL12822) [NBP3-18540] - Staining of human ovarian cancer (clear cell carcinoma) shows moderate nuclear positivity in tumor cells.



Immunohistochemistry-Paraffin: Transcription factor E3 Antibody (CL12822) [NBP3-18540] - Staining of human placenta shows moderate nuclear positivity in trophoblastic cells.



Immunohistochemistry-Paraffin: Transcription factor E3 Antibody (CL12822) [NBP3-18540] - Staining of human kidney shows weak to moderate nuclear positivity in cells in tubules.





Novus Biologicals USA

10730 E. Briarwood Avenue
Centennial, CO 80112
USA
Phone: 303.730.1950
Toll Free: 1.888.506.6887
Fax: 303.730.1966
nb-customerservice@bio-techne.com

Bio-Techne Canada

21 Canmotor Ave
Toronto, ON M8Z 4E6
Canada
Phone: 905.827.6400
Toll Free: 855.668.8722
Fax: 905.827.6402
canada.inquires@bio-techne.com

Bio-Techne Ltd

19 Barton Lane
Abingdon Science Park
Abingdon, OX14 3NB, United Kingdom
Phone: (44) (0) 1235 529449
Free Phone: 0800 37 34 15
Fax: (44) (0) 1235 533420
info.EMEA@bio-techne.com

General Contact Information

www.novusbio.com
Technical Support: nb-technical@bio-techne.com
Orders: nb-customerservice@bio-techne.com
General: novus@novusbio.com

Products Related to NBP3-18540-100ul

HAF007	Goat anti-Mouse IgG Secondary Antibody [HRP]
NB720-B	Rabbit anti-Mouse IgG (H+L) Secondary Antibody [Biotin]
NBP2-27231	Mouse IgG2b Isotype Control (MPC-11)
H00007030-Q01-10ug	Recombinant Human Transcription factor E3 GST (N-Term) Protein

Limitations

This product is for research use only and is not approved for use in humans or in clinical diagnosis. Primary Antibodies are guaranteed for 1 year from date of receipt.

For more information on our 100% guarantee, please visit www.novusbio.com/guarantee

Earn gift cards/discounts by submitting a review: www.novusbio.com/reviews/submit/NBP3-18540

Earn gift cards/discounts by submitting a publication using this product:
www.novusbio.com/publications

