

Product Datasheet

Granzyme A Antibody NBP3-17018-100ul

Unit Size: 100 ul

Store at 4C short term. Aliquot and store at -20C long term. Avoid freeze-thaw cycles.

www.novusbio.com



technical@novusbio.com

Protocols, Publications, Related Products, Reviews, Research Tools and Images at:
www.novusbio.com/NBP3-17018

Updated 7/13/2023 v.20.1

Earn rewards for product
reviews and publications.

Submit a publication at www.novusbio.com/publications

Submit a review at www.novusbio.com/reviews/destination/NBP3-17018



NBP3-17018-100ul

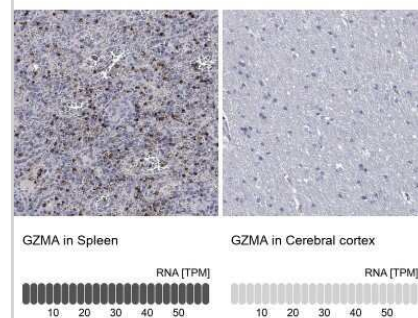
Granzyme A Antibody

Product Information	
Unit Size	100 ul
Concentration	Concentrations vary lot to lot. See vial label for concentration. If unlisted please contact technical services.
Storage	Store at 4C short term. Aliquot and store at -20C long term. Avoid freeze-thaw cycles.
Clonality	Polyclonal
Preservative	0.02% Sodium Azide
Isotype	IgG
Purity	Affinity purified
Buffer	PBS, pH 7.2, 40% glycerol
Product Description	
Host	Rabbit
Gene ID	3001
Gene Symbol	GZMA
Species	Human
Immunogen	This antibody was developed against Recombinant Protein corresponding to amino acids: NGDSGSPLLCEGVFRGVTSFGLENKCGDPRGPGVYILLSKKHLNWIIMTIKG
Product Application Details	
Applications	Immunohistochemistry, Immunohistochemistry-Paraffin
Recommended Dilutions	Immunohistochemistry 1:50 - 1:200, Immunohistochemistry-Paraffin 1:50 - 1:200
Application Notes	For IHC-Paraffin, HIER pH 6 retrieval is recommended.

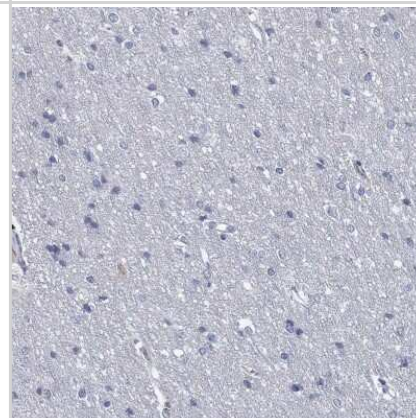


Images

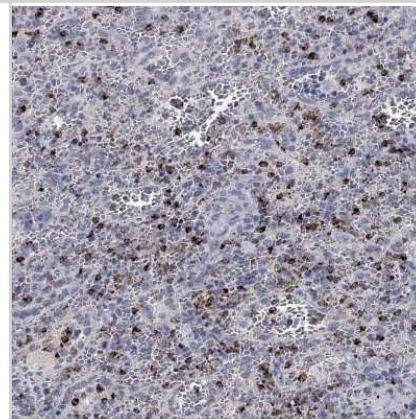
Immunohistochemistry-Paraffin: Granzyme A Antibody [NBP3-17018] - Analysis in human spleen and cerebral cortex tissues using Anti-GZMA antibody. Corresponding GZMA RNA-seq data are presented for the same tissues.



Immunohistochemistry-Paraffin: Granzyme A Antibody [NBP3-17018] - Staining of human cerebral cortex shows low expression as expected.



Immunohistochemistry-Paraffin: Granzyme A Antibody [NBP3-17018] - Staining of human spleen shows high expression.





Novus Biologicals USA

10730 E. Briarwood Avenue
Centennial, CO 80112
USA

Phone: 303.730.1950
Toll Free: 1.888.506.6887
Fax: 303.730.1966
novus@novusbio.com

Bio-Techne Canada

21 Canmotor Ave
Toronto, ON M8Z 4E6
Canada

Phone: 905.827.6400
Toll Free: 855.668.8722
Fax: 905.827.6402
canada.inquires@bio-techne.com

Bio-Techne Ltd

19 Barton Lane
Abingdon Science Park
Abingdon, OX14 3NB, United Kingdom

Phone: (44) (0) 1235 529449
Free Phone: 0800 37 34 15
Fax: (44) (0) 1235 533420
info.EMEA@bio-techne.com

General Contact Information

www.novusbio.com
Technical Support: technical@novusbio.com
Orders: orders@novusbio.com
General: novus@novusbio.com

Products Related to NBP3-17018-100ul

HAF008	Goat anti-Rabbit IgG Secondary Antibody [HRP]
NB7156	Goat anti-Rabbit IgG (H+L) Secondary Antibody
NBP2-24891	Rabbit IgG Isotype Control
NBP3-17018PEP	Granzyme A Recombinant Protein Antigen

Limitations

This product is for research use only and is not approved for use in humans or in clinical diagnosis. Primary Antibodies are guaranteed for 1 year from date of receipt.

For more information on our 100% guarantee, please visit www.novusbio.com/guarantee

Earn gift cards/discounts by submitting a review: www.novusbio.com/reviews/submit/NBP3-17018

Earn gift cards/discounts by submitting a publication using this product:
www.novusbio.com/publications

