

# Product Datasheet

## PER2 Antibody (2K9Y0) NBP3-16557-100ul

Unit Size: 100 ul

Store at -20C. Avoid freeze-thaw cycles.

[www.novusbio.com](http://www.novusbio.com)



[technical@novusbio.com](mailto:technical@novusbio.com)

Protocols, Publications, Related Products, Reviews, Research Tools and Images at:  
[www.novusbio.com/NBP3-16557](http://www.novusbio.com/NBP3-16557)

Updated 8/8/2023 v.20.1

Earn rewards for product  
reviews and publications.

Submit a publication at [www.novusbio.com/publications](http://www.novusbio.com/publications)

Submit a review at [www.novusbio.com/reviews/destination/NBP3-16557](http://www.novusbio.com/reviews/destination/NBP3-16557)



**NBP3-16557-100ul**

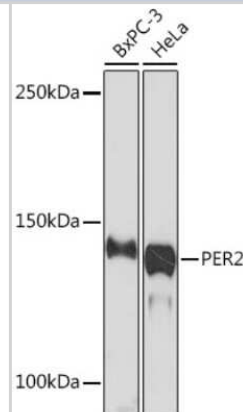
PER2 Antibody (2K9Y0)

| Product Information         |   |
|-----------------------------|---|
| Unit Size                   | 100 ul  |
| Concentration               | Please see the vial label for concentration. If unlisted please contact technical services.   |
| Storage                     | Store at -20C. Avoid freeze-thaw cycles.  |
| Clonality                   | Monoclonal  |
| Clone                       | 2K9Y0   |
| Preservative                | 0.02% Sodium Azide  |
| Isotype                     | IgG   |
| Purity                      | Affinity purified   |
| Buffer                      | PBS, 0.05% BSA, 50% glycerol, pH7.3   |
| Product Description         |   |
| Host                        | Rabbit  |
| Gene ID                     | 8864  |
| Gene Symbol                 | PER2  |
| Species                     | Human, Mouse  |
| Immunogen                   | A synthetic peptide corresponding to a sequence within amino acids 1-100 of human PER2 (O15055).<br>MNGYAEFPPSPSNPTKEPVEPQPSQVPLQEDVDMSSGSSGHETNENCSTGR<br>DSQGSDCDDSGKELGMLVEPPDARQSPDTFSLMMAKSEHNPSTSGC SSD |
| Product Application Details |   |
| Applications                | Western Blot, Immunocytochemistry/ Immunofluorescence, Chromatin Immunoprecipitation (ChIP)   |
| Recommended Dilutions       | Western Blot 1:500 - 1:2000, Immunocytochemistry/ Immunofluorescence 1:50 - 1:200, Chromatin Immunoprecipitation (ChIP) 1:50 - 1:200  |

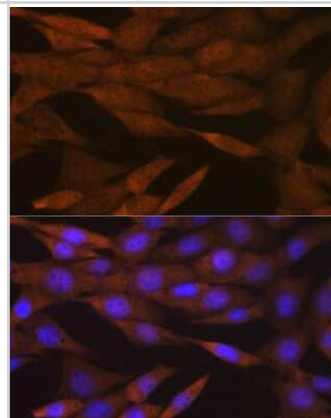


## Images

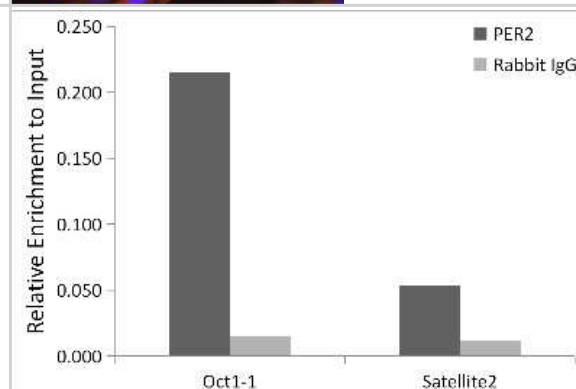
**Western Blot: PER2 Antibody (2K9Y0) [NBP3-16557]** - Western blot analysis of extracts of various cell lines, using PER2 Rabbit mAb (NBP3-16557) at 1:1000 dilution. Secondary antibody: HRP Goat Anti-Rabbit IgG (H+L) at 1:10000 dilution. Lysates/proteins: 25ug per lane. Blocking buffer: 3% nonfat dry milk in TBST. Detection: ECL Enhanced Kit. Exposure time: 3min.



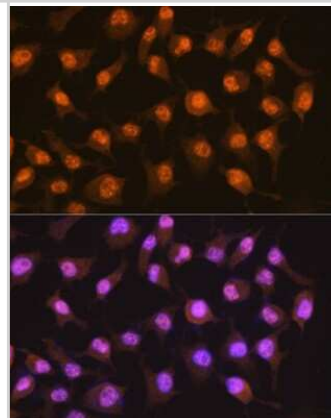
**Immunocytochemistry/Immunofluorescence: PER2 Antibody (2K9Y0) [NBP3-16557]** - Immunofluorescence analysis of NIH-3T3 cells using PER2 Rabbit mAb (NBP3-16557) at dilution of 1:100 (40x lens). Blue: DAPI for nuclear staining.



**Chromatin Immunoprecipitation: PER2 Antibody (2K9Y0) [NBP3-16557]** - Chromatin immunoprecipitation analysis of extracts of MCF7 cells, using PER2 antibody (NBP3-16557) and rabbit IgG. The amount of immunoprecipitated DNA was checked by quantitative PCR. Histogram was constructed by the ratios of the immunoprecipitated DNA to the input.



**Immunocytochemistry/Immunofluorescence: PER2 Antibody (2K9Y0) [NBP3-16557]** - Immunofluorescence analysis of HeLa cells using PER2 Rabbit mAb (NBP3-16557) at dilution of 1:100 (40x lens). Blue: DAPI for nuclear staining.





### **Novus Biologicals USA**

10730 E. Briarwood Avenue  
Centennial, CO 80112  
USA  
Phone: 303.730.1950  
Toll Free: 1.888.506.6887  
Fax: 303.730.1966  
nb-customerservice@bio-techne.com

### **Bio-Techne Canada**

21 Canmotor Ave  
Toronto, ON M8Z 4E6  
Canada  
Phone: 905.827.6400  
Toll Free: 855.668.8722  
Fax: 905.827.6402  
canada.inquires@bio-techne.com

### **Bio-Techne Ltd**

19 Barton Lane  
Abingdon Science Park  
Abingdon, OX14 3NB, United Kingdom  
Phone: (44) (0) 1235 529449  
Free Phone: 0800 37 34 15  
Fax: (44) (0) 1235 533420  
info.EMEA@bio-techne.com

### **General Contact Information**

www.novusbio.com  
Technical Support: nb-technical@bio-techne.com  
Orders: nb-customerservice@bio-techne.com  
General: novus@novusbio.com

### **Products Related to NBP3-16557-100ul**

---

|                    |   |
|--------------------|---|
| HAF008             | Goat anti-Rabbit IgG Secondary Antibody [HRP]       |
| NB7160             | Goat anti-Rabbit IgG (H+L) Secondary Antibody [HRP] |
| NBP2-24891         | Rabbit IgG Isotype Control                          |
| H00008864-Q01-10ug | Recombinant Human PER2 GST (N-Term) Protein         |

---

### **Limitations**

This product is for research use only and is not approved for use in humans or in clinical diagnosis. Primary Antibodies are guaranteed for 1 year from date of receipt.

For more information on our 100% guarantee, please visit [www.novusbio.com/guarantee](http://www.novusbio.com/guarantee)

Earn gift cards/discounts by submitting a review: [www.novusbio.com/reviews/submit/NBP3-16557](http://www.novusbio.com/reviews/submit/NBP3-16557)

Earn gift cards/discounts by submitting a publication using this product:  
[www.novusbio.com/publications](http://www.novusbio.com/publications)

