

Product Datasheet

Caveolin-3 Antibody (4G5W2)

NBP3-16503-100ul

Unit Size: 100 ul

Store at -20C. Avoid freeze-thaw cycles.

www.novusbio.com



technical@novusbio.com

Publications: 1

Protocols, Publications, Related Products, Reviews, Research Tools and Images at:
www.novusbio.com/NBP3-16503

Updated 6/15/2023 v.20.1

Earn rewards for product reviews and publications.

Submit a publication at www.novusbio.com/publications

Submit a review at www.novusbio.com/reviews/destination/NBP3-16503



NBP3-16503-100ul

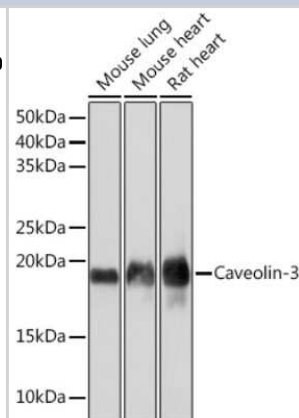
Caveolin-3 Antibody (4G5W2)

Product Information	
Unit Size	100 ul
Concentration	Please see the vial label for concentration. If unlisted please contact technical services.
Storage	Store at -20C. Avoid freeze-thaw cycles.
Clonality	Monoclonal
Clone	4G5W2
Preservative	0.02% Sodium Azide
Isotype	IgG
Purity	Affinity purified
Buffer	PBS, 0.05% BSA, 50% glycerol, pH7.3
Product Description	
Host	Rabbit
Gene ID	859
Gene Symbol	CAV3
Species	Human, Mouse, Rat
Immunogen	Recombinant fusion protein containing a sequence corresponding to amino acids 1-151 of human Caveolin-3 (P56539). MMAEEHTDLEAQIVKDIHCKEIDLVNRDPKNINEDIVKVDFEDVIAEPVGTYSFD GVWKVSYTTFTVSKYWCRYLLSTLLGVPLALLWGFLFACISFCHIWA VVPCIKS YLIEIQCISHIYSLCIRTF CNPLFAALGQVCSSIKV VLRKEV
Product Application Details	
Applications	Western Blot, Immunohistochemistry, Immunohistochemistry-Paraffin
Recommended Dilutions	Western Blot 1:500 - 1:1000, Immunohistochemistry 1:50 - 1:200, Immunohistochemistry-Paraffin

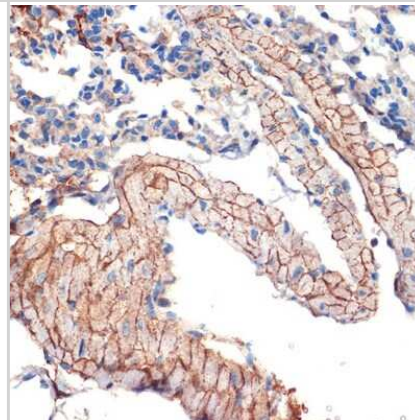


Images

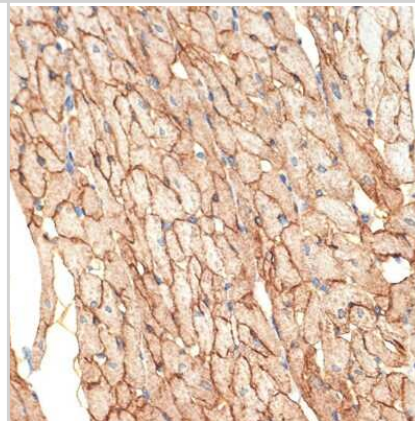
Western Blot: Caveolin-3 Antibody (4G5W2) [NBP3-16503] - Western blot analysis of extracts of various cell lines, using Caveolin-3Rabbit mAb (NBP3-16503) at 1:1000 dilution. Secondary antibody: HRP Goat Anti-Rabbit IgG (H+L) at 1:10000 dilution. Lysates/proteins: 25ug per lane. Blocking buffer: 3% nonfat dry milk in TBST. Detection: ECL Basic Kit. Exposure time: 10s.



Immunohistochemistry-Paraffin: Caveolin-3 Antibody (4G5W2) [NBP3-16503] - Immunohistochemistry of paraffin-embedded mouse lung using Caveolin-3Rabbit mAb (NBP3-16503) at dilution of 1:100 (40x lens). Perform microwave antigen retrieval with 10 mM Tris/EDTA buffer pH 9.0 before commencing with IHC staining protocol.



Immunohistochemistry-Paraffin: Caveolin-3 Antibody (4G5W2) [NBP3-16503] - Immunohistochemistry of paraffin-embedded rat heart using Caveolin-3Rabbit mAb (NBP3-16503) at dilution of 1:100 (40x lens). Perform microwave antigen retrieval with 10 mM Tris/EDTA buffer pH 9.0 before commencing with IHC staining protocol.



Publications

Ewen Le Quilliec, Charles-Alexandre LeBlanc, Orlane Neuilly, Jiening Xiao, Rim Younes, Yasemin Altuntas, Feng Xiong, Patrice Naud, Louis Villeneuve, Martin G Sirois, Jean-François Tanguay, Jean-Claude Tardif, Roddy Hiram
Atrial cardiomyocytes contribute to the inflammatory status associated with atrial fibrillation in right heart disease
Europace 2024-04-01 [PMID: 38546222]



Novus Biologicals USA

10730 E. Briarwood Avenue
Centennial, CO 80112
USA
Phone: 303.730.1950
Toll Free: 1.888.506.6887
Fax: 303.730.1966
nb-customerservice@bio-techne.com

Bio-Techne Canada

21 Canmotor Ave
Toronto, ON M8Z 4E6
Canada
Phone: 905.827.6400
Toll Free: 855.668.8722
Fax: 905.827.6402
canada.inquires@bio-techne.com

Bio-Techne Ltd

19 Barton Lane
Abingdon Science Park
Abingdon, OX14 3NB, United Kingdom
Phone: (44) (0) 1235 529449
Free Phone: 0800 37 34 15
Fax: (44) (0) 1235 533420
info.EMEA@bio-techne.com

General Contact Information

www.novusbio.com
Technical Support: nb-technical@bio-techne.com
Orders: nb-customerservice@bio-techne.com
General: novus@novusbio.com

Products Related to NBP3-16503-100ul

HAF008	Goat anti-Rabbit IgG Secondary Antibody [HRP]
NB7160	Goat anti-Rabbit IgG (H+L) Secondary Antibody [HRP]
NBP2-24891	Rabbit IgG Isotype Control
H00000859-Q01-10ug	Recombinant Human Caveolin-3 GST (N-Term) Protein

Limitations

This product is for research use only and is not approved for use in humans or in clinical diagnosis. Primary Antibodies are guaranteed for 1 year from date of receipt.

For more information on our 100% guarantee, please visit www.novusbio.com/guarantee

Earn gift cards/discounts by submitting a review: www.novusbio.com/reviews/submit/NBP3-16503

Earn gift cards/discounts by submitting a publication using this product:
www.novusbio.com/publications

