

Product Datasheet

Emerin Antibody (10Y5K9)

NBP3-16351-100ul

Unit Size: 100 ul

Store at -20C. Avoid freeze-thaw cycles.

www.novusbio.com



technical@novusbio.com

Protocols, Publications, Related Products, Reviews, Research Tools and Images at:
www.novusbio.com/NBP3-16351

Updated 7/30/2023 v.20.1

Earn rewards for product
reviews and publications.

Submit a publication at www.novusbio.com/publications

Submit a review at www.novusbio.com/reviews/destination/NBP3-16351



NBP3-16351-100ul

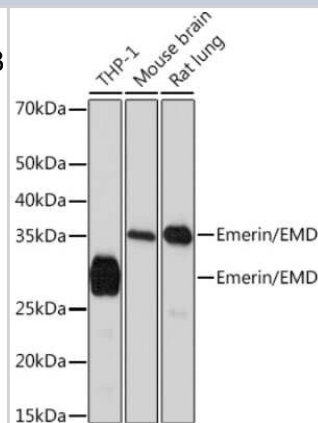
Emerin Antibody (10Y5K9)

| Product Information | |
|------------------------------|--|
| Unit Size | 100 ul |
| Concentration | Please see the vial label for concentration. If unlisted please contact technical services. |
| Storage | Store at -20C. Avoid freeze-thaw cycles. |
| Clonality | Monoclonal |
| Clone | 10Y5K9 |
| Preservative | 0.02% Sodium Azide |
| Isotype | IgG |
| Purity | Affinity purified |
| Buffer | PBS, 0.05% BSA, 50% glycerol, pH7.3 |
| Product Description | |
| Host | Rabbit |
| Gene ID | 2010 |
| Gene Symbol | EMD |
| Species | Human, Mouse, Rat |
| Immunogen | A synthetic peptide corresponding to a sequence within amino acids 150-254 of human Emerin (P50402). RERPMYGRDSAYQSITHYRPVSASRSSLDLSSYYPTSSSTFSMSSSSSSSSWLT RRAIRPENRAPGAGLGQDRQVPLWGQLLLFLVFVIVLFFIYHFMQAEEGNPF |
| Product Application Details | |
| Applications | Western Blot, Immunocytochemistry/ Immunofluorescence, Immunohistochemistry, Immunohistochemistry-Paraffin |
| Recommended Dilutions | Western Blot 1:500 - 1:1000, Immunohistochemistry 1:50 - 1:200, Immunocytochemistry/ Immunofluorescence 1:50 - 1:200, Immunohistochemistry-Paraffin |

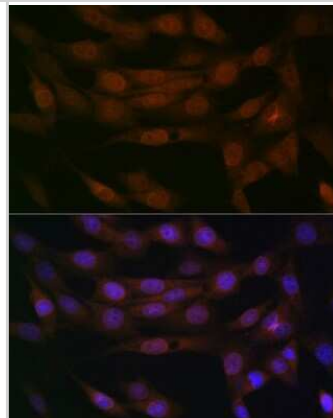


Images

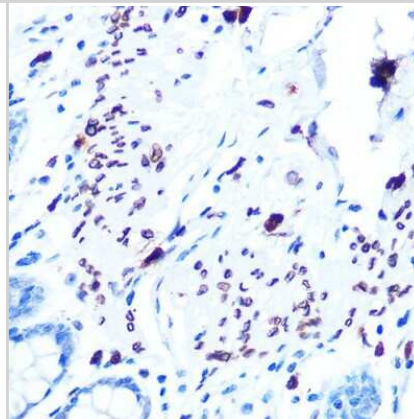
Western Blot: Emerin Antibody (10Y5K9) [NBP3-16351] - Western blot analysis of extracts of various cell lines, using Emerin Rabbit mAb (NBP3-16351) at 1:1000 dilution. Secondary antibody: HRP Goat Anti-Rabbit IgG (H+L) at 1:10000 dilution. Lysates/proteins: 25ug per lane. Blocking buffer: 3% nonfat dry milk in TBST. Detection: ECL Basic Kit. Exposure time: 90s.



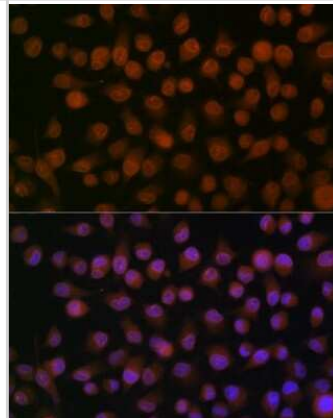
Immunocytochemistry/Immunofluorescence: Emerin Antibody (10Y5K9) [NBP3-16351] - Immunofluorescence analysis of NIH-3T3 cells using Emerin Rabbit mAb (NBP3-16351) at dilution of 1:100 (40x lens). Blue: DAPI for nuclear staining.



Immunohistochemistry-Paraffin: Emerin Antibody (10Y5K9) [NBP3-16351] - Immunohistochemistry of paraffin-embedded human colon using Emerin Rabbit mAb (NBP3-16351) at dilution of 1:100 (40x lens). Perform microwave antigen retrieval with 10 mM PBS buffer pH 7.2 before commencing with IHC staining protocol.



Immunocytochemistry/Immunofluorescence: Emerin Antibody (10Y5K9) [NBP3-16351] - Immunofluorescence analysis of HeLa cells using Emerin Rabbit mAb (NBP3-16351) at dilution of 1:100 (40x lens). Blue: DAPI for nuclear staining.





Novus Biologicals USA

10730 E. Briarwood Avenue
Centennial, CO 80112
USA
Phone: 303.730.1950
Toll Free: 1.888.506.6887
Fax: 303.730.1966
nb-customerservice@bio-techne.com

Bio-Techne Canada

21 Canmotor Ave
Toronto, ON M8Z 4E6
Canada
Phone: 905.827.6400
Toll Free: 855.668.8722
Fax: 905.827.6402
canada.inquires@bio-techne.com

Bio-Techne Ltd

19 Barton Lane
Abingdon Science Park
Abingdon, OX14 3NB, United Kingdom
Phone: (44) (0) 1235 529449
Free Phone: 0800 37 34 15
Fax: (44) (0) 1235 533420
info.EMEA@bio-techne.com

General Contact Information

www.novusbio.com
Technical Support: nb-technical@bio-techne.com
Orders: nb-customerservice@bio-techne.com
General: novus@novusbio.com

Products Related to NBP3-16351-100ul

| | |
|--------------------|---|
| HAF008 | Goat anti-Rabbit IgG Secondary Antibody [HRP] |
| NB7160 | Goat anti-Rabbit IgG (H+L) Secondary Antibody [HRP] |
| NBP2-24891 | Rabbit IgG Isotype Control |
| H00002010-P01-10ug | Recombinant Human Emerin GST (N-Term) Protein |

Limitations

This product is for research use only and is not approved for use in humans or in clinical diagnosis. Primary Antibodies are guaranteed for 1 year from date of receipt.

For more information on our 100% guarantee, please visit www.novusbio.com/guarantee

Earn gift cards/discounts by submitting a review: www.novusbio.com/reviews/submit/NBP3-16351

Earn gift cards/discounts by submitting a publication using this product:
www.novusbio.com/publications

