

# Product Datasheet

## Exportin-5 Antibody (3Q8E6) NBP3-16278-100ul

Unit Size: 100 ul

Store at -20C. Avoid freeze-thaw cycles.

[www.novusbio.com](http://www.novusbio.com)



[technical@novusbio.com](mailto:technical@novusbio.com)

Protocols, Publications, Related Products, Reviews, Research Tools and Images at:  
[www.novusbio.com/NBP3-16278](http://www.novusbio.com/NBP3-16278)

Updated 11/7/2023 v.20.1

Earn rewards for product  
reviews and publications.

Submit a publication at [www.novusbio.com/publications](http://www.novusbio.com/publications)

Submit a review at [www.novusbio.com/reviews/destination/NBP3-16278](http://www.novusbio.com/reviews/destination/NBP3-16278)



**NBP3-16278-100ul**

Exportin-5 Antibody (3Q8E6)

Product Information	
Unit Size	100 ul
Concentration	Please see the vial label for concentration. If unlisted please contact technical services.
Storage	Store at -20C. Avoid freeze-thaw cycles.
Clonality	Monoclonal
Clone	3Q8E6
Preservative	0.02% Sodium Azide
Isotype	IgG
Purity	Affinity purified
Buffer	PBS, 0.05% BSA, 50% glycerol, pH7.3


Product Description	
Host	Rabbit
Gene ID	57510
Gene Symbol	XPO5
Species	Human, Mouse, Rat
Immunogen	Recombinant fusion protein containing a sequence corresponding to amino acids 1-200 of human Exportin-5 (Q9HAV4). MAMDQVNALCEQLVKAVTVMMDPNSTQRYRLEALKFCEEFKKCPICVPCGL RLAEKTQVAIVRHFGQLILEHVVKFRWNGMSRLEKVYLKNSVMELIANGTLNILE EENHIKDALSRIVVEMIKREWPQHWPDMLELDTLQKQGETQTELVMFILLRLAE DVVTFQTLPPQRRRDIQQTLTQNMERIFSLLNTLQEN

Product Application Details	
Applications	Western Blot, Immunohistochemistry, Immunohistochemistry-Paraffin
Recommended Dilutions	Western Blot 1:500 - 1:1000, Immunohistochemistry 1:50 - 1:200, Immunohistochemistry-Paraffin

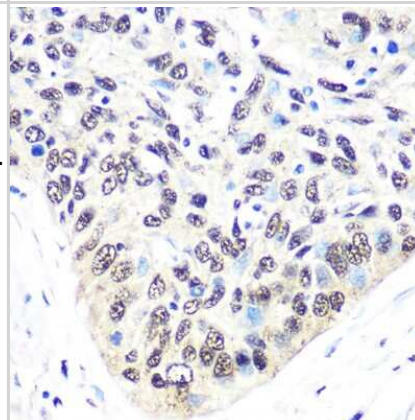


## Images

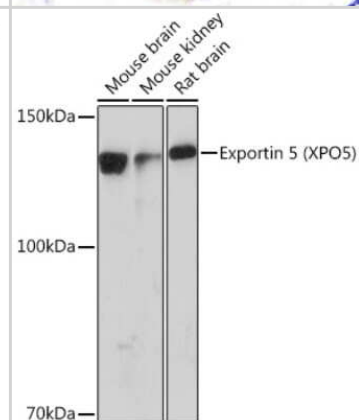
Western Blot: Exportin-5 Antibody (3Q8E6) [NBP3-16278] - Western blot analysis of extracts of various cell lines, using Exportin-5 (XPO5) Rabbit mAb (NBP3-16278) at 1:1000 dilution. Secondary antibody: HRP Goat Anti-Rabbit IgG (H+L) at 1:10000 dilution. Lysates/proteins: 25ug per lane. Blocking buffer: 3% nonfat dry milk in TBST. Detection: ECL Basic Kit. Exposure time: 30s.



Immunohistochemistry-Paraffin: Exportin-5 Antibody (3Q8E6) [NBP3-16278] - Immunohistochemistry of paraffin-embedded human esophageal cancer using Exportin-5 (XPO5) Rabbit mAb (NBP3-16278) at dilution of 1:100 (40x lens). Perform microwave antigen retrieval with 10 mM PBS buffer pH 7.2 before commencing with IHC staining protocol.



Western Blot: Exportin-5 Antibody (3Q8E6) [NBP3-16278] - Western blot analysis of extracts of various cell lines, using Exportin-5 (XPO5) Rabbit mAb (NBP3-16278) at 1:1000 dilution. Secondary antibody: HRP Goat Anti-Rabbit IgG (H+L) at 1:10000 dilution. Lysates/proteins: 25ug per lane. Blocking buffer: 3% nonfat dry milk in TBST. Detection: ECL Basic Kit. Exposure time: 90s.





### **Novus Biologicals USA**

10730 E. Briarwood Avenue  
Centennial, CO 80112  
USA  
Phone: 303.730.1950  
Toll Free: 1.888.506.6887  
Fax: 303.730.1966  
nb-customerservice@bio-techne.com

### **Bio-Techne Canada**

21 Canmotor Ave  
Toronto, ON M8Z 4E6  
Canada  
Phone: 905.827.6400  
Toll Free: 855.668.8722  
Fax: 905.827.6402  
canada.inquires@bio-techne.com

### **Bio-Techne Ltd**

19 Barton Lane  
Abingdon Science Park  
Abingdon, OX14 3NB, United Kingdom  
Phone: (44) (0) 1235 529449  
Free Phone: 0800 37 34 15  
Fax: (44) (0) 1235 533420  
info.EMEA@bio-techne.com

### **General Contact Information**

www.novusbio.com  
Technical Support: nb-technical@bio-techne.com  
Orders: nb-customerservice@bio-techne.com  
General: novus@novusbio.com

### **Products Related to NBP3-16278-100ul**

---

HAF008	Goat anti-Rabbit IgG Secondary Antibody [HRP]
NB7160	Goat anti-Rabbit IgG (H+L) Secondary Antibody [HRP]
NBP2-24891	Rabbit IgG Isotype Control
H00057510-P01-10ug	Recombinant Human Exportin-5 GST (N-Term) Protein

---

### **Limitations**

This product is for research use only and is not approved for use in humans or in clinical diagnosis. Primary Antibodies are guaranteed for 1 year from date of receipt.

For more information on our 100% guarantee, please visit [www.novusbio.com/guarantee](http://www.novusbio.com/guarantee)

Earn gift cards/discounts by submitting a review: [www.novusbio.com/reviews/submit/NBP3-16278](http://www.novusbio.com/reviews/submit/NBP3-16278)

Earn gift cards/discounts by submitting a publication using this product:  
[www.novusbio.com/publications](http://www.novusbio.com/publications)

