

Product Datasheet

JNK1/2/3 Antibody - Azide and BSA Free NBP3-16148-100ul

Unit Size: 100 ul

Store at -20C. Avoid freeze-thaw cycles.

www.novusbio.com



technical@novusbio.com

Protocols, Publications, Related Products, Reviews, Research Tools and Images at:
www.novusbio.com/NBP3-16148

Updated 11/7/2023 v.20.1

Earn rewards for product
reviews and publications.

Submit a publication at www.novusbio.com/publications

Submit a review at www.novusbio.com/reviews/destination/NBP3-16148



NBP3-16148-100ul

JNK1/2/3 Antibody - Azide and BSA Free

| Product Information | |
|---------------------|---|
| Unit Size | 100 ul |
| Concentration | Please see the vial label for concentration. If unlisted please contact technical services. |
| Storage | Store at -20C. Avoid freeze-thaw cycles. |
| Clonality | Polyclonal |
| Preservative | 0.05% Proclin 300 |
| Isotype | IgG |
| Purity | Affinity purified |
| Buffer | PBS, 50% glycerol, pH7.3 |

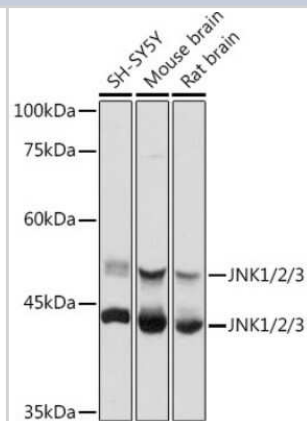
| Product Description | |
|---------------------|---|
| Host | Rabbit |
| Gene ID | 5599 |
| Gene Symbol | MAPK8 |
| Species | Human, Mouse, Rat |
| Immunogen | Recombinant fusion protein containing a sequence corresponding to amino acids 1-370 of human JNK1/2/3 (NP_620637.1). MSRSKRDNNFYSVEIGDSTFTVLKRYQNLKPIGSGAQQGIVCAAYDAILERNVAIK KLSRPFQNQTHAKRAYRELVLMKCVNHKNIIGLLNVFTPQKSLEEFQDVYIVME LMDANLCQVIQMELDHERMSYLLYQMLCGIKHLHSAGIIHRDLKPSNIVVKSDCT LKILDFGLARTAGTSFMMTPYVVTRYRRAPEVILGMGYKENVDLWSVGCIMGE MVCHKILFPGRDYIDQWNKVIEQLGTPCPEFMKKLQPTVVRTYVENRPKYAGYS FEKLPDVLFPADSEHNKLKASQARDLLSKMLVIDASKRISVDEALQHPYINVW YDPSEAEAPPPKIPDKQLDEREHTIEEWKELIYKEVMDLEERTKNG |

| Product Application Details | |
|-----------------------------|---|
| Applications | Western Blot, Immunocytochemistry/ Immunofluorescence, Immunohistochemistry, Immunohistochemistry-Paraffin, Immunoprecipitation |
| Recommended Dilutions | Western Blot 1:500 - 1:2000, Immunohistochemistry 1:50 - 1:200, Immunocytochemistry/ Immunofluorescence 1:50 - 1:200, Immunoprecipitation 1:500 - 1:1000, Immunohistochemistry-Paraffin 1:200-1:500 |

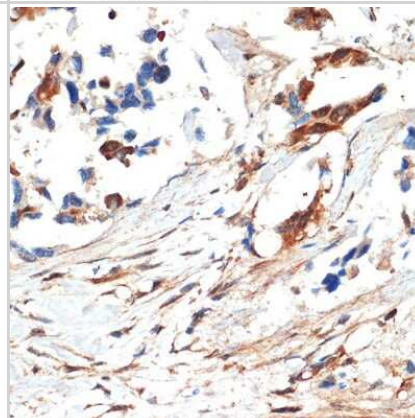


Images

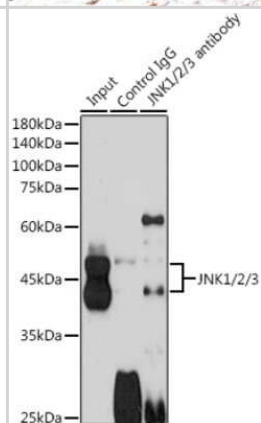
Western Blot: JNK1/2/3 Antibody [NBP3-16148] - Western blot analysis of extracts of various cell lines, using JNK1/2/3 antibody (NBP3-16148) at 1:1000 dilution. Secondary antibody: HRP Goat Anti-Rabbit IgG (H+L) at 1:10000 dilution. Lysates/proteins: 25ug per lane. Blocking buffer: 3% nonfat dry milk in TBST. Detection: ECL Basic Kit. Exposure time: 5s.



Immunohistochemistry-Paraffin: JNK1/2/3 Antibody [NBP3-16148] - Immunohistochemistry of paraffin-embedded human lung cancer using JNK1/2/3 Rabbit pAb (NBP3-16148) at dilution of 1:100 (40x lens). Perform microwave antigen retrieval with 10 mM Tris/EDTA buffer pH 9.0 before commencing with IHC staining protocol.



Immunoprecipitation: JNK1/2/3 Antibody [NBP3-16148] - Immunoprecipitation analysis of 600ug extracts of Mouse brain cells using 3ug JNK1/2/3 antibody (NBP3-16148). Western blot was performed from the immunoprecipitate using JNK1/2/3 antibody (NBP3-16148) at a dilution of 1:1000.





Novus Biologicals USA

10730 E. Briarwood Avenue
Centennial, CO 80112
USA
Phone: 303.730.1950
Toll Free: 1.888.506.6887
Fax: 303.730.1966
nb-customerservice@bio-techne.com

Bio-Techne Canada

21 Canmotor Ave
Toronto, ON M8Z 4E6
Canada
Phone: 905.827.6400
Toll Free: 855.668.8722
Fax: 905.827.6402
canada.inquires@bio-techne.com

Bio-Techne Ltd

19 Barton Lane
Abingdon Science Park
Abingdon, OX14 3NB, United Kingdom
Phone: (44) (0) 1235 529449
Free Phone: 0800 37 34 15
Fax: (44) (0) 1235 533420
info.EMEA@bio-techne.com

General Contact Information

www.novusbio.com
Technical Support: nb-technical@bio-techne.com
Orders: nb-customerservice@bio-techne.com
General: novus@novusbio.com

Products Related to NBP3-16148-100ul

| | |
|------------|---|
| HAF008 | Goat anti-Rabbit IgG Secondary Antibody [HRP] |
| NB7160 | Goat anti-Rabbit IgG (H+L) Secondary Antibody [HRP] |
| NBP2-24891 | Rabbit IgG Isotype Control |
| 210-TA-005 | TNF-alpha [Unconjugated] |

Limitations

This product is for research use only and is not approved for use in humans or in clinical diagnosis. Primary Antibodies are guaranteed for 1 year from date of receipt.

For more information on our 100% guarantee, please visit www.novusbio.com/guarantee

Earn gift cards/discounts by submitting a review: www.novusbio.com/reviews/submit/NBP3-16148

Earn gift cards/discounts by submitting a publication using this product:
www.novusbio.com/publications

