

# Product Datasheet

## SMURF2 Antibody (807F0)

### NBP3-16105-100ul

Unit Size: 100 ul

Store at -20C. Avoid freeze-thaw cycles.

[www.novusbio.com](http://www.novusbio.com)



[technical@novusbio.com](mailto:technical@novusbio.com)

Protocols, Publications, Related Products, Reviews, Research Tools and Images at:  
[www.novusbio.com/NBP3-16105](http://www.novusbio.com/NBP3-16105)

Updated 11/7/2023 v.20.1

Earn rewards for product  
reviews and publications.

Submit a publication at [www.novusbio.com/publications](http://www.novusbio.com/publications)

Submit a review at [www.novusbio.com/reviews/destination/NBP3-16105](http://www.novusbio.com/reviews/destination/NBP3-16105)



**NBP3-16105-100ul**

SMURF2 Antibody (8O7F0)

Product Information	
<b>Unit Size</b>	100 ul
<b>Concentration</b>	Please see the vial label for concentration. If unlisted please contact technical services.
<b>Storage</b>	Store at -20C. Avoid freeze-thaw cycles.
<b>Clonality</b>	Monoclonal
<b>Clone</b>	8O7F0
<b>Preservative</b>	0.02% Sodium Azide
<b>Isotype</b>	IgG
<b>Purity</b>	Affinity purified
<b>Buffer</b>	PBS, 0.05% BSA, 50% glycerol, pH7.3

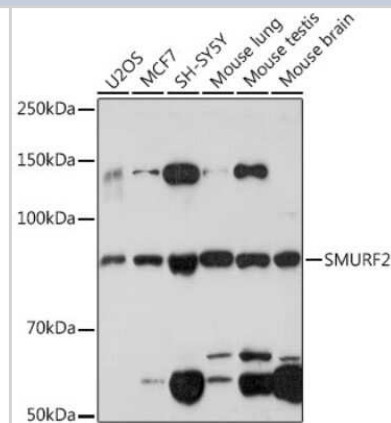
Product Description	
<b>Host</b>	Rabbit
<b>Gene ID</b>	64750
<b>Gene Symbol</b>	SMURF2
<b>Species</b>	Human, Mouse
<b>Immunogen</b>	Recombinant fusion protein containing a sequence corresponding to amino acids 201-290 of human SMURF2 (Q9HAU4). PLSCFVDENTPISGTNGATCGQSSDPRLAERRVRSQRHRNYMSRTHLHTPPD LPEGYEQRTTQQGQVYFLHTQTGVSTWH DPRVPRDLSN

Product Application Details	
<b>Applications</b>	Western Blot, Immunocytochemistry/ Immunofluorescence, Immunohistochemistry, Immunohistochemistry-Paraffin, Immunoprecipitation
<b>Recommended Dilutions</b>	Western Blot 1:500 - 1:2000, Immunohistochemistry 1:50 - 1:200, Immunocytochemistry/ Immunofluorescence 1:50 - 1:200, Immunoprecipitation 1:500 - 1:1000, Immunohistochemistry-Paraffin



## Images

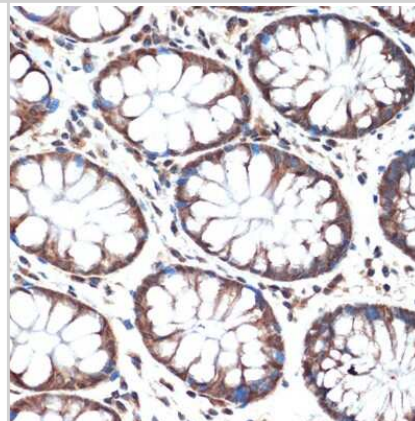
**Western Blot: SMURF2 Antibody (807F0) [NBP3-16105]** - Western blot analysis of extracts of various cell lines, using SMURF2 Rabbit mAb (NBP3-16105) at 1:1000 dilution. Secondary antibody: HRP Goat Anti-Rabbit IgG (H+L) at 1:10000 dilution. Lysates/proteins: 25ug per lane. Blocking buffer: 3% nonfat dry milk in TBST. Detection: ECL Enhanced Kit. Exposure time: 3min.



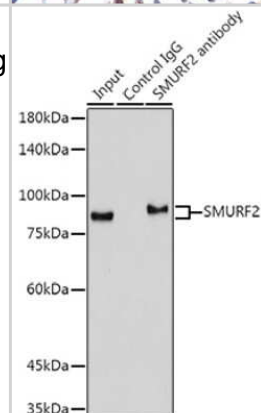
**Immunocytochemistry/Immunofluorescence: SMURF2 Antibody (807F0) [NBP3-16105]** - Immunofluorescence analysis of NIH-3T3 cells using SMURF2 Rabbit mAb (NBP3-16105) at dilution of 1:100 (40x lens). Blue: DAPI for nuclear staining.



**Immunohistochemistry-Paraffin: SMURF2 Antibody (807F0) [NBP3-16105]** - Immunohistochemistry of paraffin-embedded human colon using SMURF2 Rabbit mAb (NBP3-16105) at dilution of 1:100 (40x lens). Perform microwave antigen retrieval with 10 mM Tris/EDTA buffer pH 9.0 before commencing with IHC staining protocol.



**Immunoprecipitation: SMURF2 Antibody (807F0) [NBP3-16105]** - Immunoprecipitation analysis of 300ug extracts of Mouse lung cells using 3ug SMURF2 antibody (NBP3-16105). Western blot was performed from the immunoprecipitate using SMURF2 antibody (NBP3-16105) at a dilution of 1:1000.





### Novus Biologicals USA

10730 E. Briarwood Avenue  
Centennial, CO 80112  
USA  
Phone: 303.730.1950  
Toll Free: 1.888.506.6887  
Fax: 303.730.1966  
nb-customerservice@bio-techne.com

### Bio-Techne Canada

21 Canmotor Ave  
Toronto, ON M8Z 4E6  
Canada  
Phone: 905.827.6400  
Toll Free: 855.668.8722  
Fax: 905.827.6402  
canada.inquires@bio-techne.com

### Bio-Techne Ltd

19 Barton Lane  
Abingdon Science Park  
Abingdon, OX14 3NB, United Kingdom  
Phone: (44) (0) 1235 529449  
Free Phone: 0800 37 34 15  
Fax: (44) (0) 1235 533420  
info.EMEA@bio-techne.com

### General Contact Information

www.novusbio.com  
Technical Support: nb-technical@bio-techne.com  
Orders: nb-customerservice@bio-techne.com  
General: novus@novusbio.com

### Products Related to NBP3-16105-100ul

---

HAF008	Goat anti-Rabbit IgG Secondary Antibody [HRP]
NB7160	Goat anti-Rabbit IgG (H+L) Secondary Antibody [HRP]
NBP2-24891	Rabbit IgG Isotype Control
NBP2-57554PEP	SMURF2 Recombinant Protein Antigen

---

### Limitations

This product is for research use only and is not approved for use in humans or in clinical diagnosis. Primary Antibodies are guaranteed for 1 year from date of receipt.

For more information on our 100% guarantee, please visit [www.novusbio.com/guarantee](http://www.novusbio.com/guarantee)

Earn gift cards/discounts by submitting a review: [www.novusbio.com/reviews/submit/NBP3-16105](http://www.novusbio.com/reviews/submit/NBP3-16105)

Earn gift cards/discounts by submitting a publication using this product:  
[www.novusbio.com/publications](http://www.novusbio.com/publications)

