

Product Datasheet

Methyl-Lysine Antibody - Azide and BSA Free NBP3-15955-100ul

Unit Size: 100 ul

Store at -20C. Avoid freeze-thaw cycles.

www.novusbio.com



technical@novusbio.com

Protocols, Publications, Related Products, Reviews, Research Tools and Images at:
www.novusbio.com/NBP3-15955

Updated 9/9/2025 v.20.1

Earn rewards for product
reviews and publications.

Submit a publication at www.novusbio.com/publications

Submit a review at www.novusbio.com/reviews/destination/NBP3-15955



NBP3-15955-100ul

Methyl-Lysine Antibody - Azide and BSA Free

Product Information

Unit Size	100 ul
Concentration	Please see the vial label for concentration. If unlisted please contact technical services.
Storage	Store at -20C. Avoid freeze-thaw cycles.
Clonality	Polyclonal
Preservative	0.01% Thimerosal
Isotype	IgG
Purity	Affinity purified
Buffer	PBS (pH 7.3), 50% glycerol

Product Description

Description	Novus Biologicals Rabbit Methyl-Lysine Antibody - Azide and BSA Free (NBP3-15955) is a polyclonal antibody validated for use in WB, ELISA, IP and ChIP. All Novus Biologicals antibodies are covered by our 100% guarantee.
Host	Rabbit
Species	Non-species specific
Reactivity Notes	Wide Range Predicted
Immunogen	A synthetic peptide corresponding to a sequence containing Tri-methylated K.

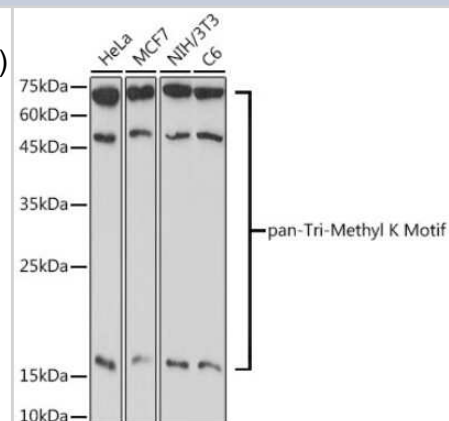
Product Application Details

Applications	Western Blot, ELISA, Immunoprecipitation, Chromatin Immunoprecipitation (ChIP)
Recommended Dilutions	Western Blot 1:500 - 1:1000, ELISA Recommended starting concentration is 1 µg/mL. Please optimize the concentration based on your specific assay requirements., Immunoprecipitation 5µg-4µg antibody for 200µg-400µg extracts of whole cells, Chromatin Immunoprecipitation (ChIP) 3µg antibody for 5µg-10µg of Chromatin

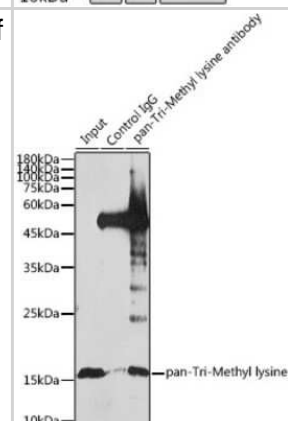


Images

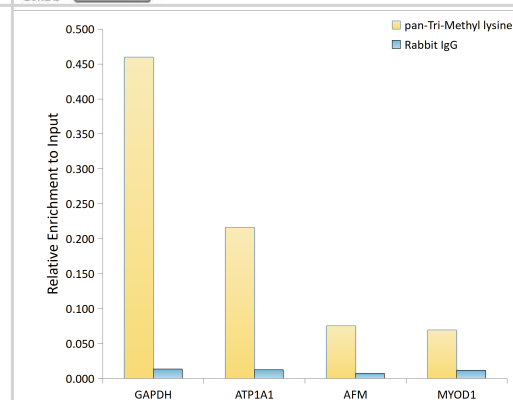
Western Blot: Methyl-Lysine Antibody [NBP3-15955] - Analysis of extracts of various cell lines, using Methyl-Lysine antibody (NBP3-15955) at 1:1000 dilution. Secondary antibody: HRP Goat Anti-Rabbit IgG (H+L) at 1:10000 dilution. Lysates/proteins: 25ug per lane. Blocking buffer: 3% nonfat dry milk in TBST. Detection: ECL Basic Kit. Exposure time: 60s.



Immunoprecipitation: Methyl-Lysine Antibody [NBP3-15955] - Analysis of 1.5mg extracts of HeLa cells using 30ug Methyl-Lysine antibody (NBP3-15955). Western blot was performed from the immunoprecipitate using TriMethyl-Histone H3-K27 antibody (A2363) at a dilution of 1:1000.



Chromatin Immunoprecipitation: Methyl-Lysine Antibody - Azide and BSA Free [Methyl-Lysine] - Chromatin immunoprecipitation analysis of extracts of HeLa cells, using Methyl-Lysine antibody and rabbit IgG. The amount of immunoprecipitated DNA was checked by quantitative PCR. Histogram was constructed by the ratios of the immunoprecipitated DNA to the input.





Novus Biologicals USA

10730 E. Briarwood Avenue
Centennial, CO 80112
USA
Phone: 303.730.1950
Toll Free: 1.888.506.6887
Fax: 303.730.1966
nb-customerservice@bio-techne.com

Bio-Techne Canada

21 Canmotor Ave
Toronto, ON M8Z 4E6
Canada
Phone: 905.827.6400
Toll Free: 855.668.8722
Fax: 905.827.6402
canada.inquires@bio-techne.com

Bio-Techne Ltd

19 Barton Lane
Abingdon Science Park
Abingdon, OX14 3NB, United Kingdom
Phone: (44) (0) 1235 529449
Free Phone: 0800 37 34 15
Fax: (44) (0) 1235 533420
info.EMEA@bio-techne.com

General Contact Information

www.novusbio.com
Technical Support: nb-technical@bio-
techne.com
Orders: nb-customerservice@bio-techne.com
General: novus@novusbio.com

Products Related to NBP3-15955-100ul

HAF008	Goat anti-Rabbit IgG Secondary Antibody [HRP]
NB7160	Goat anti-Rabbit IgG (H+L) Secondary Antibody [HRP]
NBP2-24891	Rabbit IgG Isotype Control

Limitations

This product is for research use only and is not approved for use in humans or in clinical diagnosis. Primary Antibodies are guaranteed for 1 year from date of receipt.

For more information on our 100% guarantee, please visit www.novusbio.com/guarantee

Earn gift cards/discounts by submitting a review: www.novusbio.com/reviews/submit/NBP3-15955

Earn gift cards/discounts by submitting a publication using this product:
www.novusbio.com/publications

