

Product Datasheet

Ago2/eIF2C2 Antibody (10S10L5)

NBP3-15873-100ul

Unit Size: 100 ul

Store at -20C. Avoid freeze-thaw cycles.

www.novusbio.com



technical@novusbio.com

Protocols, Publications, Related Products, Reviews, Research Tools and Images at:
www.novusbio.com/NBP3-15873

Updated 9/9/2025 v.20.1

Earn rewards for product
reviews and publications.

Submit a publication at www.novusbio.com/publications

Submit a review at www.novusbio.com/reviews/destination/NBP3-15873



NBP3-15873-100ul

Ago2/eIF2C2 Antibody (10S10L5)

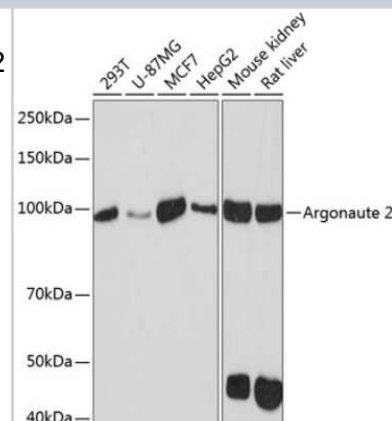
Product Information	
Unit Size	100 ul
Concentration	Please see the vial label for concentration. If unlisted please contact technical services.
Storage	Store at -20C. Avoid freeze-thaw cycles.
Clonality	Monoclonal
Clone	10S10L5
Preservative	0.02% Sodium Azide
Isotype	IgG
Purity	Affinity purified
Buffer	PBS (pH 7.3), 50% glycerol, 0.05% BSA
Target Molecular Weight	97 kDa

Product Description	
Description	Novus Biologicals Rabbit Ago2/eIF2C2 Antibody (10S10L5) (NBP3-15873) is a recombinant monoclonal antibody validated for use in IHC, WB and ELISA. All Novus Biologicals antibodies are covered by our 100% guarantee.
Host	Rabbit
Gene ID	27161
Gene Symbol	AGO2
Species	Human, Mouse, Rat
Immunogen	A synthetic peptide corresponding to a sequence within amino acids 350-450 of human Ago2/eIF2C2 (Q9UKV8). QRCIKKLTNDNQTSTMIRATARSAPDRQEEISKLMRSASFNTDPYVREFGIMVKD EMTDVTGRVLQPPSILYGGRNKAIATPVQGVWDMRNKQFHTGIEIKV

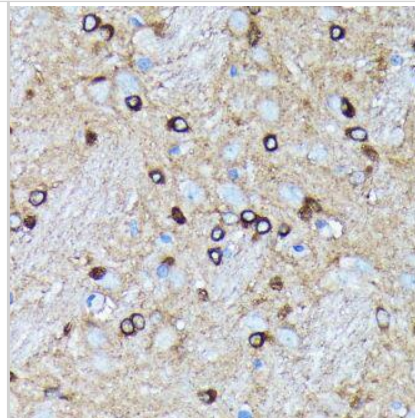
Product Application Details	
Applications	Western Blot, Immunohistochemistry-Paraffin, ELISA, Immunohistochemistry
Recommended Dilutions	Western Blot 1:500 - 1:2000, ELISA, Immunohistochemistry 1:50 - 1:200, Immunohistochemistry-Paraffin

Images

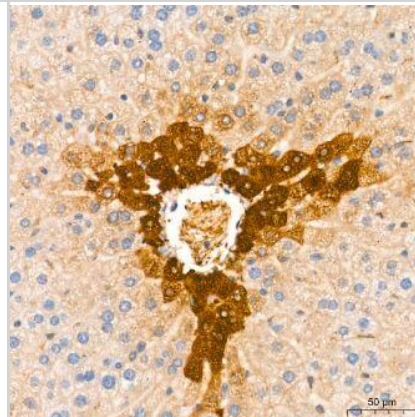
Western Blot: Ago2/eIF2C2 Antibody (10S10L5) [NBP3-15873] - Western blot analysis of extracts of various cell lines, using Ago2/eIF2C2 antibody (NBP3-15873) at 1:1000 dilution. Secondary antibody: HRP Goat Anti-Rabbit IgG (H+L) at 1:10000 dilution. Lysates/proteins: 25ug per lane. Blocking buffer: 3% nonfat dry milk in TBST. Detection: ECL Basic Kit. Exposure time: 90s.



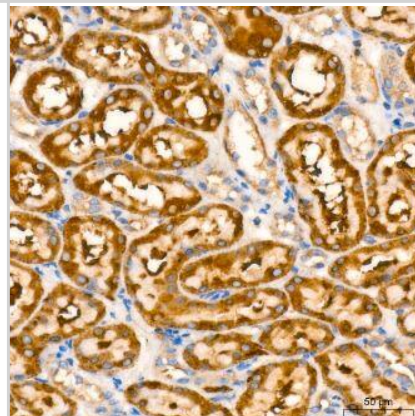
Immunohistochemistry-Paraffin: Ago2/eIF2C2 Antibody (10S10L5) [NBP3-15873] - Rat brain using Argonaute-2 Rabbit mAb at dilution of 1:100 (40x lens). Perform microwave antigen retrieval with 10 mM PBS buffer pH 7.2 before commencing with IHC staining protocol.



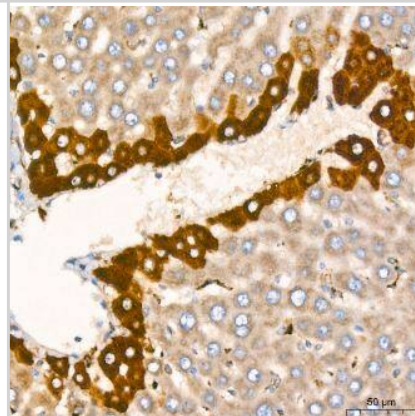
Immunohistochemistry-Paraffin: Ago2/eIF2C2 Antibody (10S10L5) [NBP3-15873] - Mouse liver tissue using Argonaute-2 Rabbit mAb at a dilution of 1:200 (40x lens). High pressure antigen retrieval was performed with 0.01 M citrate buffer (pH 6.0) prior to IHC staining.



Immunohistochemistry-Paraffin: Ago2/eIF2C2 Antibody (10S10L5) [NBP3-15873] - Rat kidney tissue using Argonaute-2 Rabbit mAb at a dilution of 1:200 (40x lens). High pressure antigen retrieval was performed with 0.01 M citrate buffer (pH 6.0) prior to IHC staining.



Immunohistochemistry-Paraffin: Ago2/eIF2C2 Antibody (10S10L5) [NBP3-15873] - Rat liver tissue using Argonaute-2 Rabbit mAb at a dilution of 1:200 (40x lens). High pressure antigen retrieval was performed with 0.01 M citrate buffer (pH 6.0) prior to IHC staining.





Novus Biologicals USA

10730 E. Briarwood Avenue
Centennial, CO 80112
USA
Phone: 303.730.1950
Toll Free: 1.888.506.6887
Fax: 303.730.1966
nb-customerservice@bio-techne.com

Bio-Techne Canada

21 Canmotor Ave
Toronto, ON M8Z 4E6
Canada
Phone: 905.827.6400
Toll Free: 855.668.8722
Fax: 905.827.6402
canada.inquires@bio-techne.com

Bio-Techne Ltd

19 Barton Lane
Abingdon Science Park
Abingdon, OX14 3NB, United Kingdom
Phone: (44) (0) 1235 529449
Free Phone: 0800 37 34 15
Fax: (44) (0) 1235 533420
info.EMEA@bio-techne.com

General Contact Information

www.novusbio.com
Technical Support: nb-technical@bio-techne.com
Orders: nb-customerservice@bio-techne.com
General: novus@novusbio.com

Products Related to NBP3-15873-100ul

HAF008	Goat anti-Rabbit IgG Secondary Antibody [HRP]
NB7160	Goat anti-Rabbit IgG (H+L) Secondary Antibody [HRP]
NBP2-24891	Rabbit IgG Isotype Control
H00027161-Q01-10ug	Recombinant Human Ago2/eIF2C2 GST (N-Term) Protein

Limitations

This product is for research use only and is not approved for use in humans or in clinical diagnosis. Primary Antibodies are guaranteed for 1 year from date of receipt.

For more information on our 100% guarantee, please visit www.novusbio.com/guarantee

Earn gift cards/discounts by submitting a review: www.novusbio.com/reviews/submit/NBP3-15873

Earn gift cards/discounts by submitting a publication using this product:
www.novusbio.com/publications

