

Product Datasheet

Caspase-3 Antibody (7T1W5) - Active, Pro NBP3-15840-100ul

Unit Size: 100 ul

Store at -20C. Avoid freeze-thaw cycles.

www.novusbio.com



technical@novusbio.com

Protocols, Publications, Related Products, Reviews, Research Tools and Images at:
www.novusbio.com/NBP3-15840

Updated 9/11/2024 v.20.1

Earn rewards for product
reviews and publications.

Submit a publication at www.novusbio.com/publications

Submit a review at www.novusbio.com/reviews/destination/NBP3-15840



NBP3-15840-100ul

Caspase-3 Antibody (7T1W5) - Active, Pro

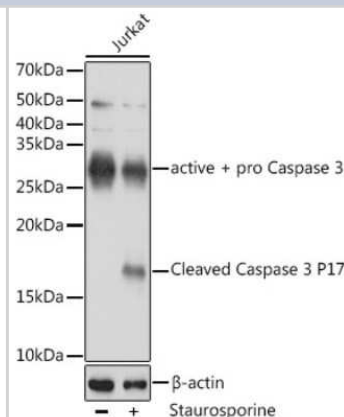
Product Information	
Unit Size	100 ul
Concentration	Please see the vial label for concentration. If unlisted please contact technical services.
Storage	Store at -20C. Avoid freeze-thaw cycles.
Clonality	Monoclonal
Clone	7T1W5
Preservative	0.05% Proclin 300
Isotype	IgG
Purity	Affinity purified
Buffer	PBS, 0.05% BSA, 50% glycerol, pH7.3

Product Description	
Host	Rabbit
Gene ID	836
Gene Symbol	CASP3
Species	Human, Mouse, Rat
Immunogen	Recombinant fusion protein containing a sequence corresponding to amino acids 29-175 of human Caspase-3 (P42574). SGISLDNSYKMDYPENGLCIIINNKNFHKSTGMTSRSGTDVDAANLRETFRNLK YEVNRKNDLTREEIVELMRDVSKEHDSKRSSFVCLLSHGEEGIIFGTNGPVDL KKITNFFRGDRCSRSLTGKPKLFIQACRGTELDGCIETD

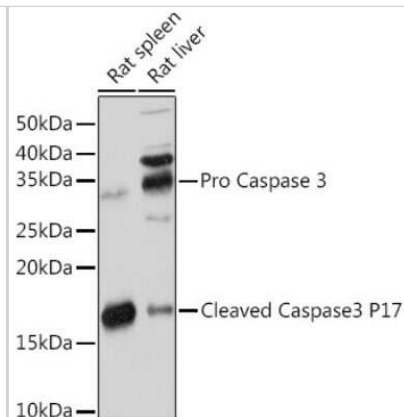
Product Application Details	
Applications	Western Blot, Immunocytochemistry/ Immunofluorescence, Knockout Validated
Recommended Dilutions	Western Blot 1:500 - 1:1000, Immunocytochemistry/ Immunofluorescence 1:50 - 1:200, Knockout Validated

Images


Western Blot: Caspase-3 Antibody (1U1D9) - Active, Pro [NBP3-15840] - Western blot analysis of extracts of Jurkat cells, using Caspase-3 antibody (NBP3-15840) at 1:1000 dilution. Jurkat cells were treated by Staurosporine (1uM) at room temperature for 3 hours. Secondary antibody: HRP Goat Anti-Rabbit IgG (H+L) at 1:10000 dilution. Lysates/proteins: 25ug per lane. Blocking buffer: 3% nonfat dry milk in TBST. Detection: ECL Basic Kit. Exposure time: 30s.




Western Blot: Caspase-3 Antibody (1U1D9) - Active, Pro [NBP3-15840] - Western blot analysis of extracts of various cell lines, using Caspase-3 antibody (NBP3-15840) at 1:1000 dilution. Secondary antibody: HRP Goat Anti-Rabbit IgG (H+L) at 1:10000 dilution. Lysates/proteins: 25ug per lane. Blocking buffer: 3% nonfat dry milk in TBST. Detection: ECL Basic Kit. Exposure time: 90s.




Western Blot: Caspase-3 Antibody (1U1D9) - Active, Pro [NBP3-15840] - Western blot analysis of extracts of various cell lines, using Caspase-3 antibody (NBP3-15840) at 1:1000 dilution. Secondary antibody: HRP Goat Anti-Rabbit IgG (H+L) at 1:10000 dilution. Lysates/proteins: 25ug per lane. Blocking buffer: 3% nonfat dry milk in TBST. Detection: ECL Basic Kit. Exposure time: 3min.



Western Blot: Caspase-3 Antibody (1U1D9) - Active, Pro [NBP3-15840] - Western blot analysis of extracts of L929 cells, using Caspase-3 antibody (NBP3-15840) at 1:1000 dilution. L929 cells were treated by staurosporine (1 uM) for 3 hour. Secondary antibody: HRP Goat Anti-Rabbit IgG (H+L) at 1:10000 dilution. Lysates/proteins: 25ug per lane. Blocking buffer: 3% nonfat dry milk in TBST. Detection: ECL Enhanced Kit. Exposure time: 180s.



Knockout Validated: Caspase-3 Antibody (1U1D9) - Active, Pro [NBP3-15840] - Western blot analysis of extracts from normal (control) and Caspase-3 knockout (KO) 293T cells, using active+pro Caspase-3 antibody (NBP3-15840) at 1:1000 dilution. Secondary antibody: HRP Goat Anti-Rabbit IgG (H+L) at 1:10000 dilution. Lysates/proteins: 25ug per lane. Blocking buffer: 3% nonfat dry milk in TBST. Detection: ECL Basic Kit. Exposure time: 10s.





Novus Biologicals USA

10730 E. Briarwood Avenue
Centennial, CO 80112
USA
Phone: 303.730.1950
Toll Free: 1.888.506.6887
Fax: 303.730.1966
nb-customerservice@bio-techne.com

Bio-Techne Canada

21 Canmotor Ave
Toronto, ON M8Z 4E6
Canada
Phone: 905.827.6400
Toll Free: 855.668.8722
Fax: 905.827.6402
canada.inquires@bio-techne.com

Bio-Techne Ltd

19 Barton Lane
Abingdon Science Park
Abingdon, OX14 3NB, United Kingdom
Phone: (44) (0) 1235 529449
Free Phone: 0800 37 34 15
Fax: (44) (0) 1235 533420
info.EMEA@bio-techne.com

General Contact Information

www.novusbio.com
Technical Support: nb-technical@bio-techne.com
Orders: nb-customerservice@bio-techne.com
General: novus@novusbio.com

Products Related to NBP3-15840-100ul

HAF008	Goat anti-Rabbit IgG Secondary Antibody [HRP]
NB7160	Goat anti-Rabbit IgG (H+L) Secondary Antibody [HRP]
NBP2-24891	Rabbit IgG Isotype Control
NBP1-90125PEP	Caspase-3 Recombinant Protein Antigen

Limitations

This product is for research use only and is not approved for use in humans or in clinical diagnosis. Primary Antibodies are guaranteed for 1 year from date of receipt.

For more information on our 100% guarantee, please visit www.novusbio.com/guarantee

Earn gift cards/discounts by submitting a review: www.novusbio.com/reviews/submit/NBP3-15840

Earn gift cards/discounts by submitting a publication using this product:
www.novusbio.com/publications

