

Product Datasheet

Acetyl-CoA Carboxylase alpha/ACACA Antibody (5J4W7) NBP3-15744-100ul

Unit Size: 100 ul

Store at -20C. Avoid freeze-thaw cycles.

www.novusbio.com



technical@novusbio.com

Protocols, Publications, Related Products, Reviews, Research Tools and Images at:
www.novusbio.com/NBP3-15744

Updated 7/31/2025 v.20.1

Earn rewards for product
reviews and publications.

Submit a publication at www.novusbio.com/publications

Submit a review at www.novusbio.com/reviews/destination/NBP3-15744



NBP3-15744-100ul

Acetyl-CoA Carboxylase alpha/ACACA Antibody (5J4W7)

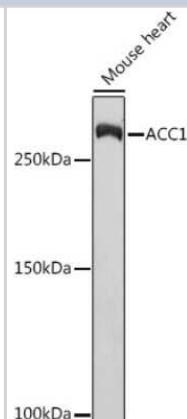
Product Information	
Unit Size	100 ul
Concentration	Please see the vial label for concentration. If unlisted please contact technical services.
Storage	Store at -20C. Avoid freeze-thaw cycles.
Clonality	Monoclonal
Clone	5J4W7
Preservative	0.02% Sodium Azide
Isotype	IgG
Purity	Affinity purified
Buffer	PBS (pH 7.3), 50% glycerol, 0.05% BSA

Product Description	
Host	Rabbit
Gene ID	31
Gene Symbol	ACACA
Species	Human, Mouse, Rat
Immunogen	A synthetic peptide corresponding to a sequence within amino acids 350-450 of human Acetyl-CoA Carboxylase alpha/ACACA (Q13085). RLAKQSRHLEVQILADQYGNALSLFGRDCSVQRRHQKIIEEAPATIATPAVFEHM EQCAVKLAKMVGYSAGTVEYLYSQDGSFYFLELNPRLQVEHPCTE

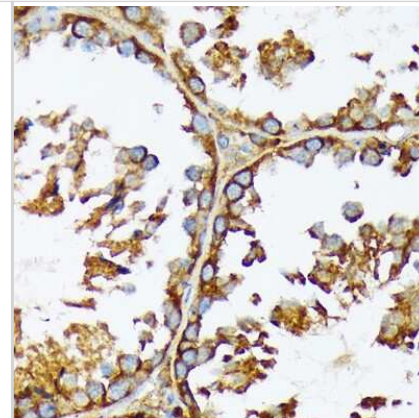
Product Application Details	
Applications	Western Blot, Immunohistochemistry-Paraffin, Immunohistochemistry, Immunoprecipitation
Recommended Dilutions	Western Blot 1:500 - 1:2000, Immunohistochemistry 1:50 - 1:200, Immunoprecipitation 0.5ug-4ug antibody for 200ug-400ug extracts of whole cells, Immunohistochemistry-Paraffin 1:50 - 1:200

Images

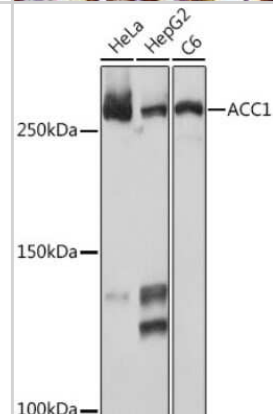
Western Blot: Acetyl-CoA Carboxylase alpha/ACACA Antibody (5J4W7) [NBP3-15744] - Analysis of extracts of Mouse heart, using Acetyl-CoA Carboxylase alpha/ACACA Rabbit mAb (NBP3-15744) at 1:1000 dilution. Secondary antibody: HRP Goat Anti-Rabbit IgG (H+L) at 1:10000 dilution. Lysates/proteins: 25ug per lane. Blocking buffer: 3% nonfat dry milk in TBST. Detection: ECL Basic Kit. Exposure time: 30s.



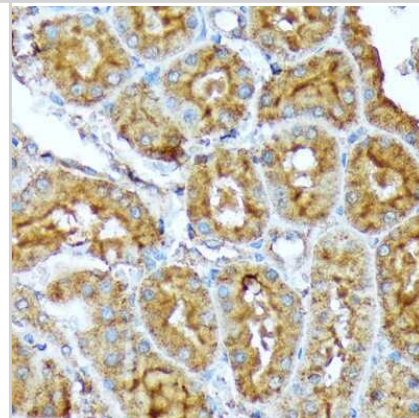
Immunohistochemistry-Paraffin: Acetyl-CoA Carboxylase alpha/ACACA Antibody (5J4W7) [NBP3-15744] - Mouse testis using Acetyl-CoA Carboxylase alpha/ACACA Rabbit mAb (NBP3-15744) at dilution of 1:100 (40x lens). Perform microwave antigen retrieval with 10 mM Tris/EDTA buffer pH 9.0 before commencing with IHC staining protocol.



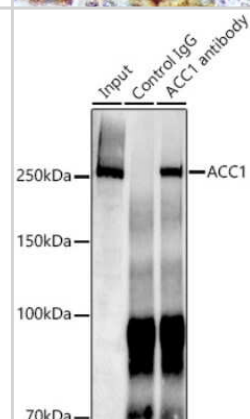
Western Blot: Acetyl-CoA Carboxylase alpha/ACACA Antibody (5J4W7) [NBP3-15744] - Analysis of extracts of various cell lines, using Acetyl-CoA Carboxylase alpha/ACACA Rabbit mAb (NBP3-15744) at 1:1000 dilution. Secondary antibody: HRP Goat Anti-Rabbit IgG (H+L) at 1:10000 dilution. Lysates/proteins: 25ug per lane. Blocking buffer: 3% nonfat dry milk in TBST. Detection: ECL Basic Kit. Exposure time: 10s.



Immunohistochemistry-Paraffin: Acetyl-CoA Carboxylase alpha/ACACA Antibody (5J4W7) [NBP3-15744] - Rat kidney using Acetyl-CoA Carboxylase alpha/ACACA Rabbit mAb (NBP3-15744) at dilution of 1:100 (40x lens). Perform microwave antigen retrieval with 10 mM Tris/EDTA buffer pH 9.0 before commencing with IHC staining protocol.



Immunoprecipitation: Acetyl-CoA Carboxylase alpha/ACACA Antibody (5J4W7) [NBP3-15744] - Analysis of 300ug extracts of HepG2 cells using 3ug Acetyl-CoA Carboxylase alpha/ACACA antibody (NBP3-15744). Western blot was performed from the immunoprecipitate using Acetyl-CoA Carboxylase alpha/ACACA (NBP3-15744) at a dilution of 1:1000.





Novus Biologicals USA

10730 E. Briarwood Avenue
Centennial, CO 80112
USA
Phone: 303.730.1950
Toll Free: 1.888.506.6887
Fax: 303.730.1966
nb-customerservice@bio-techne.com

Bio-Techne Canada

21 Canmotor Ave
Toronto, ON M8Z 4E6
Canada
Phone: 905.827.6400
Toll Free: 855.668.8722
Fax: 905.827.6402
canada.inquires@bio-techne.com

Bio-Techne Ltd

19 Barton Lane
Abingdon Science Park
Abingdon, OX14 3NB, United Kingdom
Phone: (44) (0) 1235 529449
Free Phone: 0800 37 34 15
Fax: (44) (0) 1235 533420
info.EMEA@bio-techne.com

General Contact Information

www.novusbio.com
Technical Support: nb-technical@bio-techne.com
Orders: nb-customerservice@bio-techne.com
General: novus@novusbio.com

Products Related to NBP3-15744-100ul

HAF008	Goat anti-Rabbit IgG Secondary Antibody [HRP]
NB7160	Goat anti-Rabbit IgG (H+L) Secondary Antibody [HRP]
NBP2-24891	Rabbit IgG Isotype Control
H00000031-Q01-10ug	Recombinant Human Acetyl-CoA Carboxylase alpha/ACACA GST (N-Term) Protein

Limitations

This product is for research use only and is not approved for use in humans or in clinical diagnosis. Primary Antibodies are guaranteed for 1 year from date of receipt.

For more information on our 100% guarantee, please visit www.novusbio.com/guarantee

Earn gift cards/discounts by submitting a review: www.novusbio.com/reviews/submit/NBP3-15744

Earn gift cards/discounts by submitting a publication using this product:
www.novusbio.com/publications

