

# Product Datasheet

## LPP Antibody (8M2R8)

### NBP3-15690-100ul

Unit Size: 100 ul

Store at -20C. Avoid freeze-thaw cycles.

[www.novusbio.com](http://www.novusbio.com)



[technical@novusbio.com](mailto:technical@novusbio.com)

Protocols, Publications, Related Products, Reviews, Research Tools and Images at:  
[www.novusbio.com/NBP3-15690](http://www.novusbio.com/NBP3-15690)

Updated 9/9/2025 v.20.1

Earn rewards for product  
reviews and publications.

Submit a publication at [www.novusbio.com/publications](http://www.novusbio.com/publications)

Submit a review at [www.novusbio.com/reviews/destination/NBP3-15690](http://www.novusbio.com/reviews/destination/NBP3-15690)



**NBP3-15690-100ul**

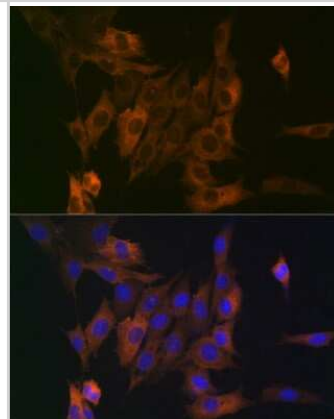
LPP Antibody (8M2R8)

| Product Information          |  |
|------------------------------|--|
| <b>Unit Size</b>             | 100 ul   |
| <b>Concentration</b>         | Please see the vial label for concentration. If unlisted please contact technical services.  |
| <b>Storage</b>               | Store at -20C. Avoid freeze-thaw cycles.   |
| <b>Clonality</b>             | Monoclonal   |
| <b>Clone</b>                 | 8M2R8  |
| <b>Preservative</b>          | 0.02% Sodium Azide   |
| <b>Isotype</b>               | IgG  |
| <b>Purity</b>                | Affinity purified  |
| <b>Buffer</b>                | PBS (pH 7.3), 50% glycerol, 0.05% BSA  |
| Product Description          |  |
| <b>Description</b>           | Novus Biologicals Rabbit LPP Antibody (8M2R8) (NBP3-15690) is a recombinant monoclonal antibody validated for use in IHC, WB and ICC/IF. All Novus Biologicals antibodies are covered by our 100% guarantee. |
| <b>Host</b>                  | Rabbit   |
| <b>Gene ID</b>               | 4026   |
| <b>Gene Symbol</b>           | LPP  |
| <b>Species</b>               | Human, Mouse, Rat  |
| <b>Immunogen</b>             | A synthetic peptide corresponding to a sequence within amino acids 1-100 of human LPP (Q93052).<br>MSHPSWLPPKSTGGEPLGHVPARMETTHSFGNPSISVSTQQPPKKFAPVVAPK<br>PKYNPYKQPGGEGDFLPPPPPLDDSSALPSISGNFPPPPPLDEEAFK  |
| Product Application Details  |  |
| <b>Applications</b>          | Western Blot, Immunohistochemistry-Paraffin, Immunocytochemistry/Immunofluorescence, Immunohistochemistry  |
| <b>Recommended Dilutions</b> | Western Blot 1:500 - 1:1000, Immunohistochemistry 1:50 - 1:200, Immunocytochemistry/ Immunofluorescence 1:50 - 1:200, Immunohistochemistry-Paraffin  |

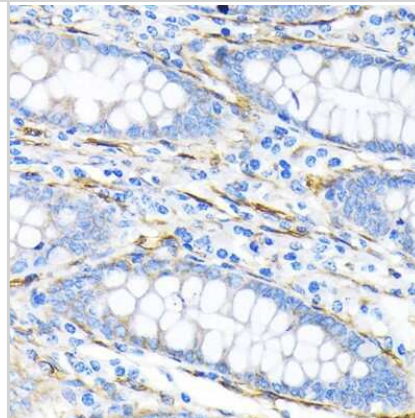


## Images

Immunocytochemistry/Immunofluorescence: LPP Antibody (8M2R8) [NBP3-15690] - Immunofluorescence analysis of NIH/3T3 cells using LPP Rabbit mAb (NBP3-15690) at dilution of 1:100 (40x lens). Blue: DAPI for nuclear staining.



Immunohistochemistry-Paraffin: LPP Antibody (8M2R8) [NBP3-15690] - Immunohistochemistry of paraffin-embedded human liver cancer using LPP Rabbit mAb (NBP3-15690) at dilution of 1:100 (40x lens). Perform microwave antigen retrieval with 10 mM Tris/EDTA buffer pH 9.0 before commencing with IHC staining protocol.



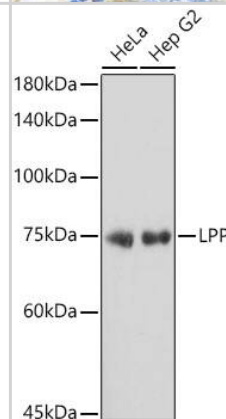
Western Blot: LPP Antibody (8M2R8) [LPP] - Western blot analysis of various lysates using LPP Rabbit mAb at 1:1000 dilution. Secondary antibody: HRP Goat Anti-Rabbit IgG (H+L) at 1:10000 dilution.

Lysates/proteins: 25ug per lane.

Blocking buffer: 3% nonfat dry milk in TBST.

Detection: ECL Basic Kit .

Exposure time: 5s.





### **Novus Biologicals USA**

10730 E. Briarwood Avenue  
Centennial, CO 80112  
USA  
Phone: 303.730.1950  
Toll Free: 1.888.506.6887  
Fax: 303.730.1966  
nb-customerservice@bio-techne.com

### **Bio-Techne Canada**

21 Canmotor Ave  
Toronto, ON M8Z 4E6  
Canada  
Phone: 905.827.6400  
Toll Free: 855.668.8722  
Fax: 905.827.6402  
canada.inquires@bio-techne.com

### **Bio-Techne Ltd**

19 Barton Lane  
Abingdon Science Park  
Abingdon, OX14 3NB, United Kingdom  
Phone: (44) (0) 1235 529449  
Free Phone: 0800 37 34 15  
Fax: (44) (0) 1235 533420  
info.EMEA@bio-techne.com

### **General Contact Information**

www.novusbio.com  
Technical Support: nb-technical@bio-techne.com  
Orders: nb-customerservice@bio-techne.com  
General: novus@novusbio.com

### **Products Related to NBP3-15690-100ul**

---

|             |   |
|-------------|---|
| NBP2-33376H | Blue Marker Antibody (6F4-F6) [HRP]                 |
| HAF008      | Goat anti-Rabbit IgG Secondary Antibody [HRP]       |
| NB7160      | Goat anti-Rabbit IgG (H+L) Secondary Antibody [HRP] |
| NBP2-24891  | Rabbit IgG Isotype Control                          |

---

### **Limitations**

This product is for research use only and is not approved for use in humans or in clinical diagnosis. Primary Antibodies are guaranteed for 1 year from date of receipt.

For more information on our 100% guarantee, please visit [www.novusbio.com/guarantee](http://www.novusbio.com/guarantee)

Earn gift cards/discounts by submitting a review: [www.novusbio.com/reviews/submit/NBP3-15690](http://www.novusbio.com/reviews/submit/NBP3-15690)

Earn gift cards/discounts by submitting a publication using this product:  
[www.novusbio.com/publications](http://www.novusbio.com/publications)

