

Product Datasheet

Integrin alpha 2/CD49b Antibody (7O9H6) NBP3-15644-100ul

Unit Size: 100 ul

Store at -20C. Avoid freeze-thaw cycles.

www.novusbio.com



technical@novusbio.com

Protocols, Publications, Related Products, Reviews, Research Tools and Images at:
www.novusbio.com/NBP3-15644

Updated 12/9/2024 v.20.1

Earn rewards for product
reviews and publications.

Submit a publication at www.novusbio.com/publications

Submit a review at www.novusbio.com/reviews/destination/NBP3-15644



NBP3-15644-100ul


Integrin alpha 2/CD49b Antibody (7O9H6)

Product Information	
Unit Size	100 ul
Concentration	Please see the vial label for concentration. If unlisted please contact technical services.
Storage	Store at -20C. Avoid freeze-thaw cycles.
Clonality	Monoclonal
Clone	7O9H6
Preservative	0.02% Sodium Azide
Isotype	IgG
Purity	Affinity purified
Buffer	PBS, 0.05% BSA, 50% glycerol, pH7.3
Target Molecular Weight	129 kDa
Product Description	
Host	Rabbit
Gene ID	3673
Gene Symbol	ITGA2
Species	Human, Mouse, Rat
Immunogen	A synthetic peptide corresponding to a sequence within amino acids 1082-1181 of human Integrin alpha 2/CD49b (P17301). GTFASSTFQTVQLTAAAEINTYNPEIYVIEDNTVTIPLMIMKPDEKAEVPTGVIIGS IIAGILLLLALVAILWKLGLFFKRKYEKMTKNPDEIDETTELSS
Product Application Details	
Applications	Western Blot, ELISA, Immunohistochemistry, Immunohistochemistry-Paraffin, Knockout Validated
Recommended Dilutions	Western Blot 1:1000 - 1:6000, ELISA Recommended starting concentration is 1 µg/mL. Please optimize the concentration based on your specific assay requirements., Immunohistochemistry 1:200 - 1:800, Immunohistochemistry-Paraffin 1:200 - 1:800, Knockout Validated

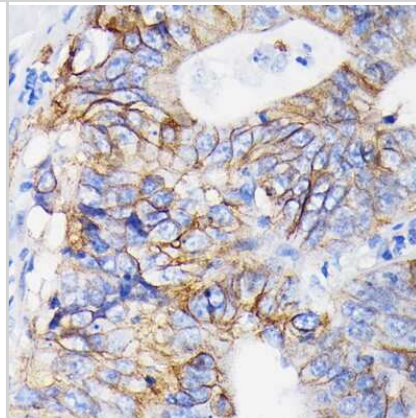


Images


Western Blot: Integrin alpha 2/CD49b Antibody (7O9H6) [NBP3-15644] - Analysis of extracts of various cell lines, using Integrin alpha 2/CD49b (ITGA2/CD49b) antibody (NBP3-15644) at 1:1000 dilution. Secondary antibody: HRP Goat Anti-Rabbit IgG (H+L) at 1:10000 dilution. Lysates/proteins: 25ug per lane. Blocking buffer: 3% nonfat dry milk in TBST. Detection: ECL Basic Kit. Exposure time: 10s.




Immunohistochemistry-Paraffin: Integrin alpha 2/CD49b Antibody (7O9H6) [NBP3-15644] - Human colon carcinoma using Integrin alpha 2/CD49b (ITGA2/CD49b) Rabbit mAb (NBP3-15644) at dilution of 1:100 (40x lens). Perform microwave antigen retrieval with 10 mM PBS buffer pH 7.2 before commencing with IHC staining protocol.



Knockout Validated: Integrin alpha 2/CD49b Antibody (7O9H6) [NBP3-15644] - Analysis of extracts from wild type (WT) and Integrin alpha 2 (ITGA2/CD49b) knockout (KO) 293T cells, using Integrin alpha 2 (ITGA2/CD49b) antibody at 1:1000 dilution. Secondary antibody: HRP Goat Anti-Rabbit IgG (H+L) at 1:10000 dilution. Lysates/proteins: 25ug per lane. Blocking buffer: 3% nonfat dry milk in TBST. Detection: ECL Basic Kit. Exposure time: 1s.



Western Blot: Integrin alpha 2/CD49b Antibody (7O9H6) [NBP3-15644] - Analysis of lysates from A549 cells, using [KO Validated] Integrin alpha 2 Rabbit mAb at 1:1000 dilution. Secondary antibody: HRP-conjugated Goat anti-Rabbit IgG (H+L) at 1:10000 dilution. Lysates/proteins: 25ug per lane. Blocking buffer: 3% nonfat dry milk in TBST. Detection: ECL Basic Kit. Exposure time: 1s.





Novus Biologicals USA

10730 E. Briarwood Avenue
Centennial, CO 80112
USA
Phone: 303.730.1950
Toll Free: 1.888.506.6887
Fax: 303.730.1966
nb-customerservice@bio-techne.com

Bio-Techne Canada

21 Canmotor Ave
Toronto, ON M8Z 4E6
Canada
Phone: 905.827.6400
Toll Free: 855.668.8722
Fax: 905.827.6402
canada.inquires@bio-techne.com

Bio-Techne Ltd

19 Barton Lane
Abingdon Science Park
Abingdon, OX14 3NB, United Kingdom
Phone: (44) (0) 1235 529449
Free Phone: 0800 37 34 15
Fax: (44) (0) 1235 533420
info.EMEA@bio-techne.com

General Contact Information

www.novusbio.com
Technical Support: nb-technical@bio-techne.com
Orders: nb-customerservice@bio-techne.com
General: novus@novusbio.com

Products Related to NBP3-15644-100ul

HAF008	Goat anti-Rabbit IgG Secondary Antibody [HRP]
NB7160	Goat anti-Rabbit IgG (H+L) Secondary Antibody [HRP]
NBP2-24891	Rabbit IgG Isotype Control
H00003673-Q01-10ug	Recombinant Human Integrin alpha 2/CD49b GST (N-Term) Protein

Limitations

This product is for research use only and is not approved for use in humans or in clinical diagnosis. Primary Antibodies are guaranteed for 1 year from date of receipt.

For more information on our 100% guarantee, please visit www.novusbio.com/guarantee

Earn gift cards/discounts by submitting a review: www.novusbio.com/reviews/submit/NBP3-15644

Earn gift cards/discounts by submitting a publication using this product:
www.novusbio.com/publications

