

Product Datasheet

Huntingtin Antibody - Azide and BSA Free NBP3-15492-100ul

Unit Size: 100 ul

Store at -20C. Avoid freeze-thaw cycles.

www.novusbio.com



technical@novusbio.com

Protocols, Publications, Related Products, Reviews, Research Tools and Images at:
www.novusbio.com/NBP3-15492

Updated 2/12/2024 v.20.1

Earn rewards for product
reviews and publications.

Submit a publication at www.novusbio.com/publications

Submit a review at www.novusbio.com/reviews/destination/NBP3-15492



NBP3-15492-100ul

Huntingtin Antibody - Azide and BSA Free

| Product Information | |
|----------------------|---|
| Unit Size | 100 ul |
| Concentration | Please see the vial label for concentration. If unlisted please contact technical services. |
| Storage | Store at -20C. Avoid freeze-thaw cycles. |
| Clonality | Polyclonal |
| Preservative | 0.01% Thimerosal |
| Isotype | IgG |
| Purity | Affinity purified |
| Buffer | PBS, 50% glycerol, pH7.3 |

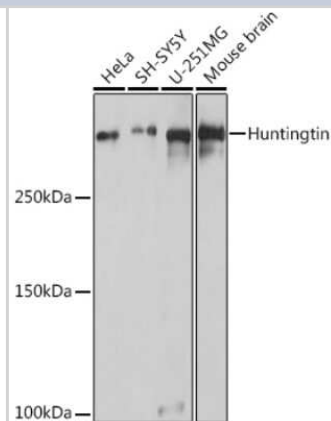
| Product Description | |
|---------------------|--|
| Host | Rabbit |
| Gene ID | 3064 |
| Gene Symbol | HTT |
| Species | Human, Mouse, Rat |
| Immunogen | Recombinant fusion protein containing a sequence corresponding to amino acids 435-635 of human Huntingtin (NP_002102.4). PVLSRKQKQKGVLLGEEEALEDDSESRSVSSSALTASVKDEISGELAASSGVST PGSAGHDIITEQPRSQHTLQADSVDLASCDLTSSATDGDEEDILSHSSSQVSAV PSDPAMDLDNGTQASSPISDSSQTTTEGPDSAVTPSDSSEIVLDGTDNQYLGL QIGQPQDEDEEATGILPDEASEAFRNSSMALQQAHLKLM |

| Product Application Details | |
|------------------------------|---|
| Applications | Western Blot, Immunocytochemistry/ Immunofluorescence, Immunohistochemistry, Immunohistochemistry-Paraffin |
| Recommended Dilutions | Western Blot 1:500 - 1:2000, Immunohistochemistry 1:50 - 1:200, Immunocytochemistry/ Immunofluorescence 1:50 - 1:200, Immunohistochemistry-Paraffin |

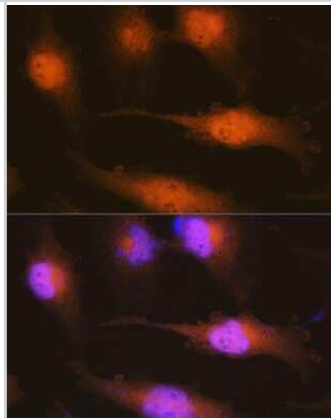


Images

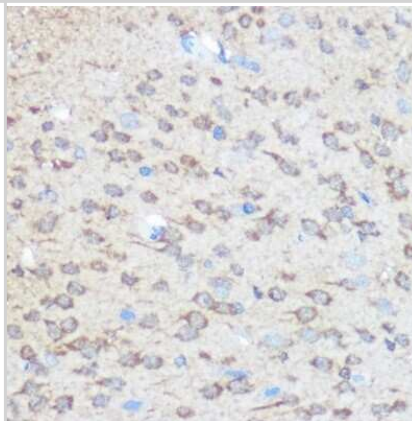
Western Blot: Huntingtin Antibody [NBP3-15492] - Western blot analysis of extracts of various cell lines, using Huntingtin antibody (NBP3-15492) at 1:1000 dilution. Secondary antibody: HRP Goat Anti-Rabbit IgG (H+L) at 1:10000 dilution. Lysates/proteins: 25ug per lane. Blocking buffer: 3% nonfat dry milk in TBST. Detection: ECL Basic Kit. Exposure time: 10s.



Immunocytochemistry/Immunofluorescence: Huntingtin Antibody [NBP3-15492] - Immunofluorescence analysis of U-251 MG cells using Huntingtin Rabbit pAb (NBP3-15492) at dilution of 1:100 (40x lens). Blue: DAPI for nuclear staining.



Immunohistochemistry-Paraffin: Huntingtin Antibody [NBP3-15492] - Immunohistochemistry of paraffin-embedded rat brain using Huntingtin Rabbit pAb (NBP3-15492) at dilution of 1:100 (40x lens). Perform microwave antigen retrieval with 10 mM Tris/EDTA buffer pH 9.0 before commencing with IHC staining protocol.





Novus Biologicals USA

10730 E. Briarwood Avenue
Centennial, CO 80112
USA
Phone: 303.730.1950
Toll Free: 1.888.506.6887
Fax: 303.730.1966
nb-customerservice@bio-techne.com

Bio-Techne Canada

21 Canmotor Ave
Toronto, ON M8Z 4E6
Canada
Phone: 905.827.6400
Toll Free: 855.668.8722
Fax: 905.827.6402
canada.inquires@bio-techne.com

Bio-Techne Ltd

19 Barton Lane
Abingdon Science Park
Abingdon, OX14 3NB, United Kingdom
Phone: (44) (0) 1235 529449
Free Phone: 0800 37 34 15
Fax: (44) (0) 1235 533420
info.EMEA@bio-techne.com

General Contact Information

www.novusbio.com
Technical Support: nb-technical@bio-techne.com
Orders: nb-customerservice@bio-techne.com
General: novus@novusbio.com

Products Related to NBP3-15492-100ul

| | |
|--------------------|---|
| HAF008 | Goat anti-Rabbit IgG Secondary Antibody [HRP] |
| NB7160 | Goat anti-Rabbit IgG (H+L) Secondary Antibody [HRP] |
| NBP2-24891 | Rabbit IgG Isotype Control |
| H00003064-Q01-10ug | Recombinant Human Huntingtin GST (N-Term) Protein |

Limitations

This product is for research use only and is not approved for use in humans or in clinical diagnosis. Primary Antibodies are guaranteed for 1 year from date of receipt.

For more information on our 100% guarantee, please visit www.novusbio.com/guarantee

Earn gift cards/discounts by submitting a review: www.novusbio.com/reviews/submit/NBP3-15492

Earn gift cards/discounts by submitting a publication using this product:
www.novusbio.com/publications

