

# Product Datasheet

## Sonic Hedgehog/Shh Antibody (8T4D3) NBP3-15454-100ul

Unit Size: 100 ul

Store at -20C. Avoid freeze-thaw cycles.

[www.novusbio.com](http://www.novusbio.com)



[technical@novusbio.com](mailto:technical@novusbio.com)

Protocols, Publications, Related Products, Reviews, Research Tools and Images at:  
[www.novusbio.com/NBP3-15454](http://www.novusbio.com/NBP3-15454)

Updated 3/14/2023 v.20.1

Earn rewards for product  
reviews and publications.

Submit a publication at [www.novusbio.com/publications](http://www.novusbio.com/publications)

Submit a review at [www.novusbio.com/reviews/destination/NBP3-15454](http://www.novusbio.com/reviews/destination/NBP3-15454)



**NBP3-15454-100ul**


Sonic Hedgehog/Shh Antibody (8T4D3)

| Product Information         |   |
|-----------------------------|---|
| Unit Size                   | 100 ul  |
| Concentration               | Please see the vial label for concentration. If unlisted please contact technical services.   |
| Storage                     | Store at -20C. Avoid freeze-thaw cycles.  |
| Clonality                   | Monoclonal  |
| Clone                       | 8T4D3   |
| Preservative                | 0.02% Sodium Azide  |
| Isotype                     | IgG   |
| Purity                      | Affinity purified   |
| Buffer                      | PBS, 0.05% BSA, 50% glycerol, pH7.3   |
| Product Description         |   |
| Host                        | Rabbit  |
| Gene ID                     | 6469  |
| Gene Symbol                 | SHH   |
| Species                     | Human, Mouse, Rat   |
| Immunogen                   | A synthetic peptide corresponding to a sequence within amino acids 200-300 of human Sonic Hedgehog/Shh (Q15465).<br>PGSATVHLEQGGTKLVKDLSPGDRVLAADDQGRLLYSDFLTFLLDRDDGAKKVF<br>YVIETREPRERLLLTAHLLFVAPHNDSATGEPEASSGSGPPSGGALG |
| Product Application Details |   |
| Applications                | Western Blot, Immunocytochemistry/ Immunofluorescence   |
| Recommended Dilutions       | Western Blot 1:500 - 1:2000, Immunocytochemistry/ Immunofluorescence 1:50 - 1:200   |

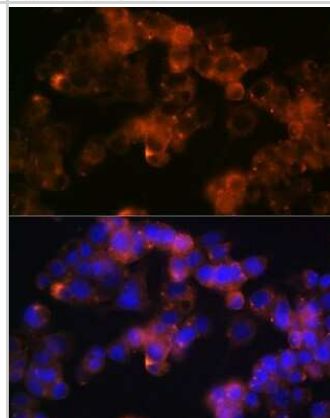


## Images

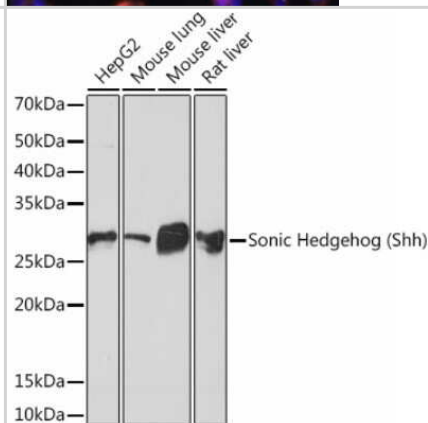
Western Blot: Sonic Hedgehog/Shh Antibody (8T4D3) [NBP3-15454] - Analysis of extracts of various cell lines, using Sonic Hedgehog/Shh (Shh) Rabbit mAb (NBP3-15454) at 1:1000 dilution. Secondary antibody: HRP Goat Anti-Rabbit IgG (H+L) at 1:10000 dilution. Lysates/proteins: 25ug per lane. Blocking buffer: 3% nonfat dry milk in TBST. Detection: ECL Basic Kit. Exposure time: 60s.



Immunocytochemistry/Immunofluorescence: Sonic Hedgehog/Shh Antibody (8T4D3) [NBP3-15454] - Immunofluorescence analysis of Hep G2 cells using Sonic Hedgehog/Shh (Shh) Rabbit mAb (NBP3-15454) at dilution of 1:100 (40x lens). Blue: DAPI for nuclear staining.



Western Blot: Sonic Hedgehog/Shh Antibody (8T4D3) [NBP3-15454] - Analysis of extracts of various cell lines, using Sonic Hedgehog/Shh (Shh) Rabbit mAb (NBP3-15454) at 1:1000 dilution. Secondary antibody: HRP Goat Anti-Rabbit IgG (H+L) at 1:10000 dilution. Lysates/proteins: 25ug per lane. Blocking buffer: 3% nonfat dry milk in TBST. Detection: ECL Basic Kit. Exposure time: 10s.





### **Novus Biologicals USA**

10730 E. Briarwood Avenue  
Centennial, CO 80112  
USA  
Phone: 303.730.1950  
Toll Free: 1.888.506.6887  
Fax: 303.730.1966  
nb-customerservice@bio-techne.com

### **Bio-Techne Canada**

21 Canmotor Ave  
Toronto, ON M8Z 4E6  
Canada  
Phone: 905.827.6400  
Toll Free: 855.668.8722  
Fax: 905.827.6402  
canada.inquires@bio-techne.com

### **Bio-Techne Ltd**

19 Barton Lane  
Abingdon Science Park  
Abingdon, OX14 3NB, United Kingdom  
Phone: (44) (0) 1235 529449  
Free Phone: 0800 37 34 15  
Fax: (44) (0) 1235 533420  
info.EMEA@bio-techne.com

### **General Contact Information**

www.novusbio.com  
Technical Support: nb-technical@bio-techne.com  
Orders: nb-customerservice@bio-techne.com  
General: novus@novusbio.com

### **Products Related to NBP3-15454-100ul**

---

|                |   |
|----------------|---|
| HAF008         | Goat anti-Rabbit IgG Secondary Antibody [HRP]       |
| NB7160         | Goat anti-Rabbit IgG (H+L) Secondary Antibody [HRP] |
| NBP2-24891     | Rabbit IgG Isotype Control                          |
| NBP2-35265-5ug | Recombinant Human Sonic Hedgehog/Shh Protein        |

---

### **Limitations**

This product is for research use only and is not approved for use in humans or in clinical diagnosis. Primary Antibodies are guaranteed for 1 year from date of receipt.

For more information on our 100% guarantee, please visit [www.novusbio.com/guarantee](http://www.novusbio.com/guarantee)

Earn gift cards/discounts by submitting a review: [www.novusbio.com/reviews/submit/NBP3-15454](http://www.novusbio.com/reviews/submit/NBP3-15454)

Earn gift cards/discounts by submitting a publication using this product:  
[www.novusbio.com/publications](http://www.novusbio.com/publications)

