

# Product Datasheet

## CD3 zeta Antibody (1T5R7)

### NBP3-15349-100ul

Unit Size: 100 ul

Store at -20C. Avoid freeze-thaw cycles.

[www.novusbio.com](http://www.novusbio.com)



[technical@novusbio.com](mailto:technical@novusbio.com)

Protocols, Publications, Related Products, Reviews, Research Tools and Images at:  
[www.novusbio.com/NBP3-15349](http://www.novusbio.com/NBP3-15349)

Updated 9/9/2025 v.20.1

Earn rewards for product  
reviews and publications.

Submit a publication at [www.novusbio.com/publications](http://www.novusbio.com/publications)

Submit a review at [www.novusbio.com/reviews/destination/NBP3-15349](http://www.novusbio.com/reviews/destination/NBP3-15349)



**NBP3-15349-100ul**


CD3 zeta Antibody (1T5R7)

Product Information	
Unit Size	100 ul
Concentration	Please see the vial label for concentration. If unlisted please contact technical services.
Storage	Store at -20C. Avoid freeze-thaw cycles.
Clonality	Monoclonal
Clone	1T5R7
Preservative	0.02% Sodium Azide
Isotype	IgG
Purity	Affinity purified
Buffer	PBS (pH 7.3), 50% glycerol, 0.05% BSA
Target Molecular Weight	19 kDa
Product Description	
Description	Novus Biologicals Rabbit CD3 zeta Antibody (1T5R7) (NBP3-15349) is a recombinant monoclonal antibody validated for use in IHC, WB, ELISA and Flow. All Novus Biologicals antibodies are covered by our 100% guarantee.
Host	Rabbit
Gene ID	919
Gene Symbol	CD247
Species	Human
Immunogen	A synthetic peptide corresponding to a sequence within amino acids 65-164 of human CD3 zeta (P20963). QQGQNQLYNELNLGRREEYDVLDRGRDPEMGGKPQRRKNPQEGLYNELQ KDKMAEAYSEIGMKGERRRGKGHDGLYQGLSTATKDTYDALHMQALPPR
Product Application Details	
Applications	Western Blot, Immunohistochemistry-Paraffin, ELISA, Flow Cytometry, Immunohistochemistry
Recommended Dilutions	Western Blot 1:1000 - 1:2000, Flow Cytometry 1:50 - 1:200, ELISA Recommended starting concentration is 1 µg/mL. Please optimize the concentration based on your specific assay requirements., Immunohistochemistry 1:50 - 1:200, Immunohistochemistry-Paraffin

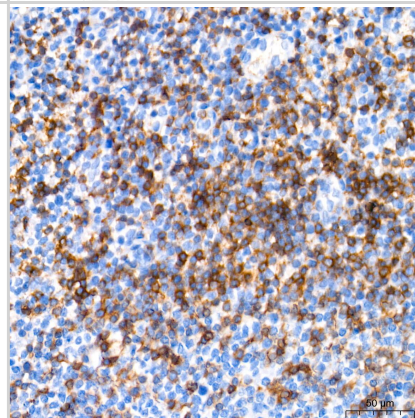


## Images

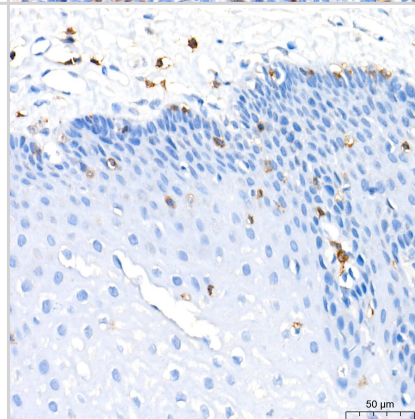
**Western Blot: CD3 zeta Antibody (1T5R7) [NBP3-15349]** - Western blot analysis of extracts of Jurkat cells, using CD3 zeta Rabbit mAb (NBP3-15349) at 1:1000 dilution. Secondary antibody: HRP Goat Anti-Rabbit IgG (H+L) at 1:10000 dilution. Lysates/proteins: 25ug per lane. Blocking buffer: 3% nonfat dry milk in TBST. Detection: ECL Enhanced Kit. Exposure time: 3min.



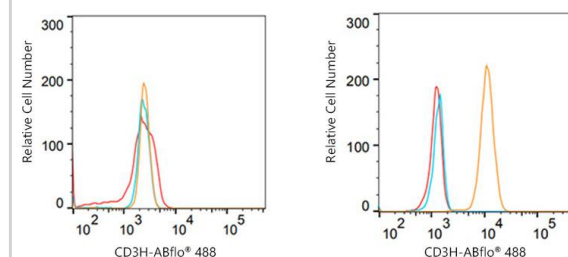
**Immunohistochemistry: CD3 zeta Antibody (1T5R7) [CD3 zeta]** - Immunohistochemistry analysis of paraffin-embedded Human tonsil tissue using CD3 zeta Rabbit mAb at a dilution of 1:200 (40x lens). High pressure antigen retrieval performed with 0.01M Tris-EDTA Buffer (pH 9.0) prior to IHC staining.



**Immunohistochemistry: CD3 zeta Antibody (1T5R7) [CD3 zeta]** - Immunohistochemistry analysis of paraffin-embedded Human esophagus tissue using CD3 zeta Rabbit mAb at a dilution of 1:200 (40x lens). High pressure antigen retrieval performed with 0.01M Tris-EDTA Buffer (pH 9.0) prior to IHC staining.



**Flow Cytometry: CD3 zeta Antibody (1T5R7) [CD3 zeta]** - Flow cytometry:  $1 \times 10^6$  Raji cells (negative control, left) and Jurkat cells were intracellularly-stained with CD3 zeta Rabbit mAb or Rabbit IgG isotype control, followed by FITC conjugated goat anti-rabbit pAb (1:200 dilution) staining. Non-fluorescently stained cells were used as blank control.





### **Novus Biologicals USA**

10730 E. Briarwood Avenue  
Centennial, CO 80112  
USA  
Phone: 303.730.1950  
Toll Free: 1.888.506.6887  
Fax: 303.730.1966  
nb-customerservice@bio-techne.com

### **Bio-Techne Canada**

21 Canmotor Ave  
Toronto, ON M8Z 4E6  
Canada  
Phone: 905.827.6400  
Toll Free: 855.668.8722  
Fax: 905.827.6402  
canada.inquires@bio-techne.com

### **Bio-Techne Ltd**

19 Barton Lane  
Abingdon Science Park  
Abingdon, OX14 3NB, United Kingdom  
Phone: (44) (0) 1235 529449  
Free Phone: 0800 37 34 15  
Fax: (44) (0) 1235 533420  
info.EMEA@bio-techne.com

### **General Contact Information**

www.novusbio.com  
Technical Support: nb-technical@bio-techne.com  
Orders: nb-customerservice@bio-techne.com  
General: novus@novusbio.com

### **Products Related to NBP3-15349-100ul**

HAF008	Goat anti-Rabbit IgG Secondary Antibody [HRP]
NB7160	Goat anti-Rabbit IgG (H+L) Secondary Antibody [HRP]
NBP2-24891	Rabbit IgG Isotype Control
NBP2-61462-20ug	Recombinant Human CD3 zeta His Protein

### **Limitations**

This product is for research use only and is not approved for use in humans or in clinical diagnosis. Primary Antibodies are guaranteed for 1 year from date of receipt.

For more information on our 100% guarantee, please visit [www.novusbio.com/guarantee](http://www.novusbio.com/guarantee)

Earn gift cards/discounts by submitting a review: [www.novusbio.com/reviews/submit/NBP3-15349](http://www.novusbio.com/reviews/submit/NBP3-15349)

Earn gift cards/discounts by submitting a publication using this product:  
[www.novusbio.com/publications](http://www.novusbio.com/publications)

