

Product Datasheet

NCF4 Antibody (4L9Z4)

NBP3-15322-100ul

Unit Size: 100 ul

Store at -20C. Avoid freeze-thaw cycles.

www.novusbio.com



technical@novusbio.com

Protocols, Publications, Related Products, Reviews, Research Tools and Images at:
www.novusbio.com/NBP3-15322

Updated 9/9/2025 v.20.1

Earn rewards for product
reviews and publications.

Submit a publication at www.novusbio.com/publications

Submit a review at www.novusbio.com/reviews/destination/NBP3-15322



NBP3-15322-100ul


NCF4 Antibody (4L9Z4)

Product Information	
Unit Size	100 ul
Concentration	Please see the vial label for concentration. If unlisted please contact technical services.
Storage	Store at -20C. Avoid freeze-thaw cycles.
Clonality	Monoclonal
Clone	4L9Z4
Preservative	0.02% Sodium Azide
Isotype	IgG
Purity	Affinity purified
Buffer	PBS (pH 7.3), 50% glycerol, 0.05% BSA
Product Description	
Description	Novus Biologicals Rabbit NCF4 Antibody (4L9Z4) (NBP3-15322) is a recombinant monoclonal antibody validated for use in IHC, WB and IP. All Novus Biologicals antibodies are covered by our 100% guarantee.
Host	Rabbit
Gene ID	4689
Gene Symbol	NCF4
Species	Human, Mouse
Immunogen	A synthetic peptide corresponding to a sequence within amino acids 240-339 of human NCF4 (Q15080). LRCYYYEDTISTIKDIAVEEDLSSTPLLKDLELTRREFQREDIALNYRDAEGDLV RLSDEDVALMVRQARGLP SQKRLFPWKLHITQKDNRYRVYNTMP
Product Application Details	
Applications	Western Blot, Immunohistochemistry-Paraffin, Immunohistochemistry, Immunoprecipitation
Recommended Dilutions	Western Blot 1:500 - 1:1000, Immunohistochemistry 1:50 - 1:200, Immunoprecipitation 1:500 - 1:1000, Immunohistochemistry-Paraffin

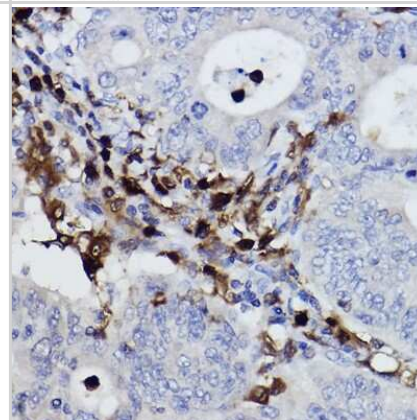


Images

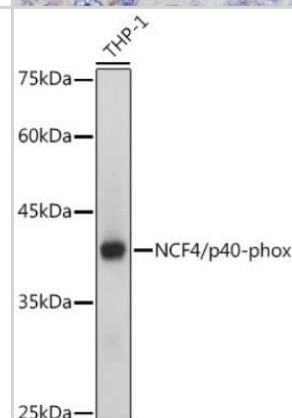
Western Blot: NCF4 Antibody (4L9Z4) [NBP3-15322] - Western blot analysis of extracts of Mouse thymus, using NCF4 antibody (NBP3-15322) at 1:1000 dilution. Secondary antibody: HRP Goat Anti-Rabbit IgG (H+L) at 1:10000 dilution. Lysates/proteins: 25ug per lane. Blocking buffer: 3% nonfat dry milk in TBST. Detection: ECL Enhanced Kit. Exposure time: 180s.



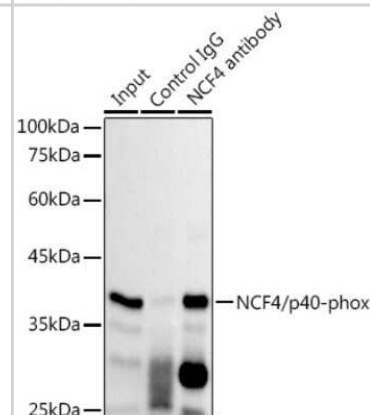
Immunohistochemistry-Paraffin: NCF4 Antibody (4L9Z4) [NBP3-15322] - Immunohistochemistry of paraffin-embedded human colon carcinoma using NCF4 Rabbit mAb (NBP3-15322) at dilution of 1:100 (40x lens). Perform high pressure antigen retrieval with 10 mM citrate buffer pH 6.0 before commencing with IHC staining protocol.



Western Blot: NCF4 Antibody (4L9Z4) [NBP3-15322] - Western blot analysis of extracts of THP-1 cells, using NCF4 antibody (NBP3-15322) at 1:1000 dilution. Secondary antibody: HRP Goat Anti-Rabbit IgG (H+L) at 1:10000 dilution. Lysates/proteins: 25ug per lane. Blocking buffer: 3% nonfat dry milk in TBST. Detection: ECL Basic Kit. Exposure time: 1s.



Immunoprecipitation: NCF4 Antibody (4L9Z4) [NBP3-15322] - Immunoprecipitation analysis of 300ug extracts of THP-1 cells using 3ug NCF4 antibody (NBP3-15322). Western blot was performed from the immunoprecipitate using NCF4 antibody (NBP3-15322) at a dilution of 1:1000.





Novus Biologicals USA

10730 E. Briarwood Avenue
Centennial, CO 80112
USA
Phone: 303.730.1950
Toll Free: 1.888.506.6887
Fax: 303.730.1966
nb-customerservice@bio-techne.com

Bio-Techne Canada

21 Canmotor Ave
Toronto, ON M8Z 4E6
Canada
Phone: 905.827.6400
Toll Free: 855.668.8722
Fax: 905.827.6402
canada.inquires@bio-techne.com

Bio-Techne Ltd

19 Barton Lane
Abingdon Science Park
Abingdon, OX14 3NB, United Kingdom
Phone: (44) (0) 1235 529449
Free Phone: 0800 37 34 15
Fax: (44) (0) 1235 533420
info.EMEA@bio-techne.com

General Contact Information

www.novusbio.com
Technical Support: nb-technical@bio-techne.com
Orders: nb-customerservice@bio-techne.com
General: novus@novusbio.com

Products Related to NBP3-15322-100ul

HAF008	Goat anti-Rabbit IgG Secondary Antibody [HRP]
NB7160	Goat anti-Rabbit IgG (H+L) Secondary Antibody [HRP]
NBP2-24891	Rabbit IgG Isotype Control
NBP2-23284	Recombinant Human NCF4 His Protein

Limitations

This product is for research use only and is not approved for use in humans or in clinical diagnosis. Primary Antibodies are guaranteed for 1 year from date of receipt.

For more information on our 100% guarantee, please visit www.novusbio.com/guarantee

Earn gift cards/discounts by submitting a review: www.novusbio.com/reviews/submit/NBP3-15322

Earn gift cards/discounts by submitting a publication using this product:
www.novusbio.com/publications

