

Product Datasheet

PGK1 Antibody (S04-9H9)

NBP3-14961-100ul

Unit Size: 100 ul

Store at 4C short term. Aliquot and store at -20C long term. Avoid freeze-thaw cycles.

www.novusbio.com



technical@novusbio.com


Protocols, Publications, Related Products, Reviews, Research Tools and Images at:
www.novusbio.com/NBP3-14961

Updated 2/20/2025 v.20.1

Earn rewards for product
reviews and publications.

Submit a publication at www.novusbio.com/publications

Submit a review at www.novusbio.com/reviews/destination/NBP3-14961



NBP3-14961-100ul

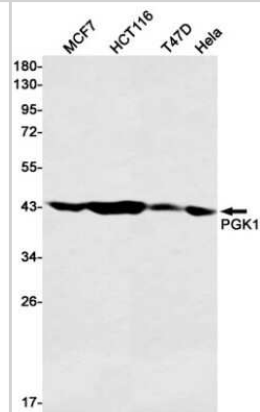
PGK1 Antibody (S04-9H9)

Product Information	
Unit Size	100 ul
Concentration	Please see the vial label for concentration. If unlisted please contact technical services.
Storage	Store at 4C short term. Aliquot and store at -20C long term. Avoid freeze-thaw cycles.
Clonality	Monoclonal
Clone	S04-9H9
Preservative	0.02% Sodium Azide
Isotype	IgG
Purity	Affinity purified
Buffer	10mM PBS (pH 7.4), 150mM sodium chloride, 0.05% BSA, 50% glycerol
Target Molecular Weight	45 kDa
Product Description	
Host	Rabbit
Gene ID	5230
Gene Symbol	PGK1
Species	Human, Mouse, Rat
Immunogen	A synthetic peptide of human PGK1 (Uniprot#: P00558)
Product Application Details	
Applications	Western Blot, Immunocytochemistry/ Immunofluorescence
Recommended Dilutions	Western Blot 1:1000-1:2000, Immunocytochemistry/ Immunofluorescence 1:50-1:200

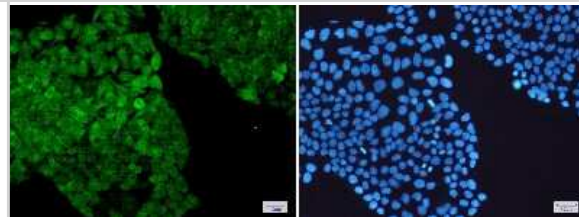


Images

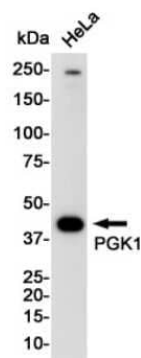
Western Blot: PGK1 Antibody (S04-9H9) [NBP3-14961] - Western blot detection of PGK1 in MCF7, HCT116, T47D, HeLa cell lysates using PGK1 Rabbit mAb (1:1000 diluted). Predicted band size: 45kDa. Observed band size: 45kDa.



Immunocytochemistry/Immunofluorescence: PGK1 Antibody (S04-9H9) [NBP3-14961] - Immunocytochemistry of PGK1 (green) in HeLa cells using PGK1 Rabbit mAb at dilution 1/5, and DAPI (blue)



Western Blot: PGK1 Antibody (S04-9H9) [NBP3-14961] - Western blot detection of PGK1 in HeLa cell lysates using PGK1 Rabbit mAb (1:1000 diluted). Predicted band size: 45KDa. Observed band size: 45KDa.





Novus Biologicals USA

10730 E. Briarwood Avenue
Centennial, CO 80112
USA
Phone: 303.730.1950
Toll Free: 1.888.506.6887
Fax: 303.730.1966
nb-customerservice@bio-techne.com

Bio-Techne Canada

21 Canmotor Ave
Toronto, ON M8Z 4E6
Canada
Phone: 905.827.6400
Toll Free: 855.668.8722
Fax: 905.827.6402
canada.inquires@bio-techne.com

Bio-Techne Ltd

19 Barton Lane
Abingdon Science Park
Abingdon, OX14 3NB, United Kingdom
Phone: (44) (0) 1235 529449
Free Phone: 0800 37 34 15
Fax: (44) (0) 1235 533420
info.EMEA@bio-techne.com

General Contact Information

www.novusbio.com
Technical Support: nb-technical@bio-techne.com
Orders: nb-customerservice@bio-techne.com
General: novus@novusbio.com

Products Related to NBP3-14961-100ul

HAF008	Goat anti-Rabbit IgG Secondary Antibody [HRP]
NB7160	Goat anti-Rabbit IgG (H+L) Secondary Antibody [HRP]
NBP2-24891	Rabbit IgG Isotype Control
NBP2-54721PEP	PGK1 Recombinant Protein Antigen

Limitations

This product is for research use only and is not approved for use in humans or in clinical diagnosis. Primary Antibodies are guaranteed for 1 year from date of receipt.

For more information on our 100% guarantee, please visit www.novusbio.com/guarantee

Earn gift cards/discounts by submitting a review: www.novusbio.com/reviews/submit/NBP3-14961

Earn gift cards/discounts by submitting a publication using this product:
www.novusbio.com/publications

