

Product Datasheet

Cathepsin B Antibody (S08-7H4)

NBP3-14882-100ul

Unit Size: 100 ul

Store at 4C short term. Aliquot and store at -20C long term. Avoid freeze-thaw cycles.

www.novusbio.com



technical@novusbio.com


Protocols, Publications, Related Products, Reviews, Research Tools and Images at:
www.novusbio.com/NBP3-14882

Updated 4/15/2024 v.20.1

Earn rewards for product reviews and publications.

Submit a publication at www.novusbio.com/publications

Submit a review at www.novusbio.com/reviews/destination/NBP3-14882



NBP3-14882-100ul

Cathepsin B Antibody (S08-7H4)

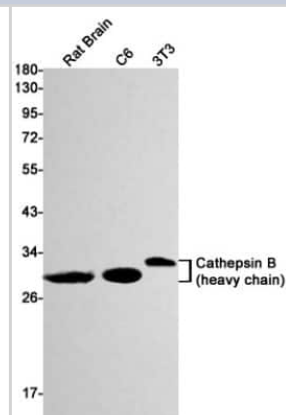
Product Information	
Unit Size	100 ul
Concentration	Please see the vial label for concentration. If unlisted please contact technical services.
Storage	Store at 4C short term. Aliquot and store at -20C long term. Avoid freeze-thaw cycles.
Clonality	Monoclonal
Clone	S08-7H4
Preservative	0.01% Sodium Azide
Isotype	IgG
Purity	Affinity purified
Buffer	50mM Tris-Glycine (pH 7.4), 0.15M NaCl, 40% Glycerol, 0.05% BSA

Product Description	
Host	Rabbit
Gene Symbol	Ctsb
Species	Mouse, Rat
Immunogen	Recombinant protein of mouse Cathepsin B (Uniprot#: P10605)

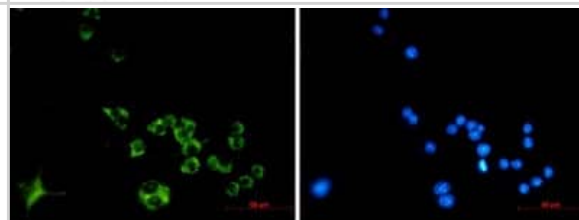
Product Application Details	
Applications	Western Blot, ELISA, Immunocytochemistry/ Immunofluorescence
Recommended Dilutions	Western Blot, ELISA 1:100-1:2000, Immunocytochemistry/ Immunofluorescence

Images

Western Blot: Cathepsin B Antibody (S08-7H4) [NBP3-14882] - Western blot detection of Cathepsin B in Rat Brain, C6, 3T3 cell lysates using Cathepsin B Rabbit mAb (1:1000 diluted). Predicted band size: 37kDa. Observed band size: 44, 27, 24kDa.



Immunocytochemistry/Immunofluorescence: Cathepsin B Antibody (S08-7H4) [NBP3-14882] - Immunofluorescence of Cathepsin B (green) in Raw264.7 using Cathepsin B antibody at dilution 1/50, and DAPI (blue)





Novus Biologicals USA

10730 E. Briarwood Avenue
Centennial, CO 80112
USA

Phone: 303.730.1950

Toll Free: 1.888.506.6887

Fax: 303.730.1966

nb-customerservice@bio-techne.com

Bio-Techne Canada

21 Canmotor Ave
Toronto, ON M8Z 4E6
Canada

Phone: 905.827.6400

Toll Free: 855.668.8722

Fax: 905.827.6402

canada.inquires@bio-techne.com

Bio-Techne Ltd

19 Barton Lane
Abingdon Science Park
Abingdon, OX14 3NB, United Kingdom

Phone: (44) (0) 1235 529449

Free Phone: 0800 37 34 15

Fax: (44) (0) 1235 533420

info.EMEA@bio-techne.com

General Contact Information

www.novusbio.com

Technical Support: nb-technical@bio-techne.com

Orders: nb-customerservice@bio-techne.com

General: novus@novusbio.com

Products Related to NBP3-14882-100ul

HAF008	Goat anti-Rabbit IgG Secondary Antibody [HRP]
NB7160	Goat anti-Rabbit IgG (H+L) Secondary Antibody [HRP]
NBP2-24891	Rabbit IgG Isotype Control
NBP1-19797PEP	Cathepsin B Antibody Blocking Peptide

Limitations

This product is for research use only and is not approved for use in humans or in clinical diagnosis. Primary Antibodies are guaranteed for 1 year from date of receipt.

For more information on our 100% guarantee, please visit www.novusbio.com/guarantee

Earn gift cards/discounts by submitting a review: www.novusbio.com/reviews/submit/NBP3-14882

Earn gift cards/discounts by submitting a publication using this product:
www.novusbio.com/publications

