

Product Datasheet

IL-7R alpha/CD127 Antibody (BLR177J) NBP3-14749

Unit Size: 100 ul

Store at 2 - 8 C / 1 year from date of receipt

www.novusbio.com



technical@novusbio.com

Protocols, Publications, Related Products, Reviews, Research Tools and Images at:
www.novusbio.com/NBP3-14749

Updated 9/12/2024 v.20.1

Earn rewards for product
reviews and publications.

Submit a publication at www.novusbio.com/publications

Submit a review at www.novusbio.com/reviews/destination/NBP3-14749



NBP3-14749

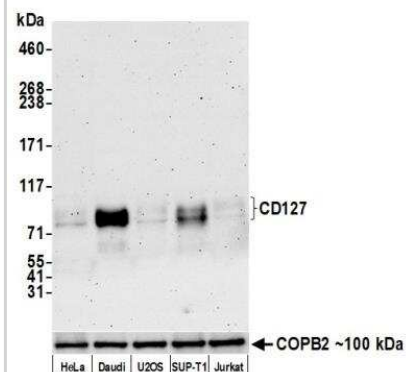
IL-7R alpha/CD127 Antibody (BLR177J)

Product Information	
Unit Size	100 ul
Concentration	Please see the vial label for concentration. If unlisted please contact technical services.
Storage	Store at 2 - 8 C / 1 year from date of receipt
Clonality	Monoclonal
Clone	BLR177J
Preservative	0.09% Sodium Azide
Purity	>95%
Buffer	Borate Buffered Saline (BBS) pH 8.2 with , BSA Free
Product Description	
Host	Rabbit
Gene ID	3575
Gene Symbol	IL7R
Species	Human
Immunogen	residues 21-236 (ECD)
Product Application Details	
Applications	Western Blot, Immunohistochemistry, Immunohistochemistry-Paraffin, Immunoprecipitation
Recommended Dilutions	Western Blot 1:1000, Immunohistochemistry 1:100 to 1:500, Immunoprecipitation 6 µl/1 mg lysate, Immunohistochemistry-Paraffin 1:100 to 1:500
Application Notes	0. Epitope retrieval with citrate buffer pH6.0 is recommended for FFPE tissue sections.

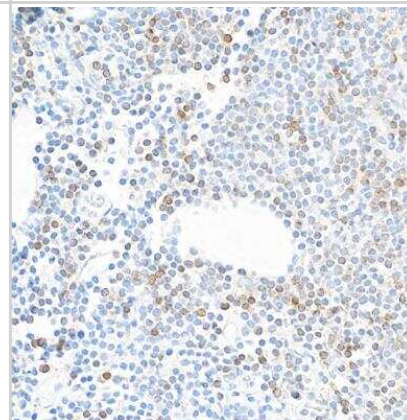


Images

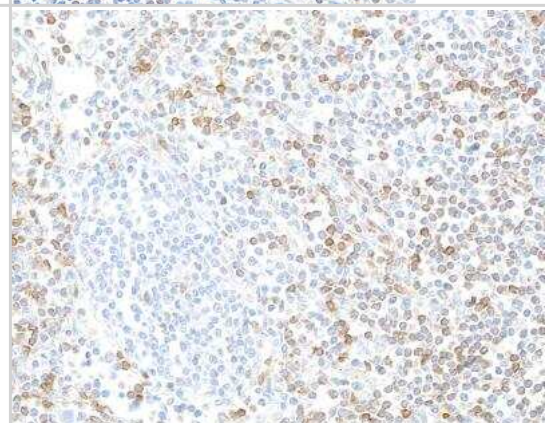
Western Blot: IL-7R alpha/CD127 Antibody (BLR177J) [NBP3-14749] - Whole cell lysate (25 ug) from HeLa, Daudi, U2OS, SUP-T1, and Jurkat cells prepared using NETN lysis buffer. Rabbit anti-CD127 recombinant monoclonal antibody used at 1:1000. Secondary: HRP-conjugated goat anti-rabbit IgG. Chemiluminescence with an exposure time of 3 minutes. Lower Panel: Rabbit anti-COPB2 antibody.



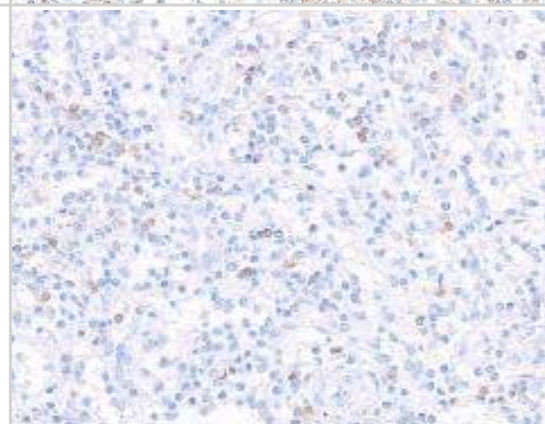
Immunohistochemistry: IL-7R alpha/CD127 Antibody (BLR177J) [NBP3-14749] - Rabbit anti-CD127/IL-7R alpha recombinant monoclonal antibody HRP-conjugated goat anti-rabbit IgG.



Immunohistochemistry: IL-7R alpha/CD127 Antibody (BLR177J) [NBP3-14749] - Rabbit anti-CD127/IL-7R alpha recombinant monoclonal antibody. HRP-conjugated goat anti-rabbit IgG.



Immunohistochemistry: IL-7R alpha/CD127 Antibody (BLR177J) [NBP3-14749]- Rabbit anti-CD127/IL-7R alpha recombinant monoclonal antibody [BLR177J] Secondary: HRP-conjugated goat anti-rabbit IgG .Substrate: DAB.





Novus Biologicals USA

10730 E. Briarwood Avenue
Centennial, CO 80112
USA
Phone: 303.730.1950
Toll Free: 1.888.506.6887
Fax: 303.730.1966
nb-customerservice@bio-techne.com

Bio-Techne Canada

21 Canmotor Ave
Toronto, ON M8Z 4E6
Canada
Phone: 905.827.6400
Toll Free: 855.668.8722
Fax: 905.827.6402
canada.inquires@bio-techne.com

Bio-Techne Ltd

19 Barton Lane
Abingdon Science Park
Abingdon, OX14 3NB, United Kingdom
Phone: (44) (0) 1235 529449
Free Phone: 0800 37 34 15
Fax: (44) (0) 1235 533420
info.EMEA@bio-techne.com

General Contact Information

www.novusbio.com
Technical Support: nb-technical@bio-techne.com
Orders: nb-customerservice@bio-techne.com
General: novus@novusbio.com

Products Related to NBP3-14749

HAF008	Goat anti-Rabbit IgG Secondary Antibody [HRP]
NB7160	Goat anti-Rabbit IgG (H+L) Secondary Antibody [HRP]
NBP3-21313PEP	IL-7R alpha/CD127 Recombinant Protein Antigen
210-TA-005	TNF-alpha [Unconjugated]

Limitations

This product is for research use only and is not approved for use in humans or in clinical diagnosis. Primary Antibodies are guaranteed for 1 year from date of receipt.

For more information on our 100% guarantee, please visit www.novusbio.com/guarantee

Earn gift cards/discounts by submitting a review: www.novusbio.com/reviews/submit/NBP3-14749

Earn gift cards/discounts by submitting a publication using this product:
www.novusbio.com/publications

