

Product Datasheet

BCKDHA Antibody (BLR060F)

NBP3-14681

Unit Size: 100 ul

Store at 2 - 8 C / 1 year from date of receipt

www.novusbio.com



technical@novusbio.com

Protocols, Publications, Related Products, Reviews, Research Tools and Images at:
www.novusbio.com/NBP3-14681

Updated 2/24/2026 v.20.1

Earn rewards for product
reviews and publications.

Submit a publication at www.novusbio.com/publications

Submit a review at www.novusbio.com/reviews/destination/NBP3-14681



NBP3-14681

BCKDHA Antibody (BLR060F)

Product Information	
Unit Size	100 ul
Concentration	Please see the vial label for concentration. If unlisted please contact technical services.
Storage	Store at 2 - 8 C / 1 year from date of receipt
Clonality	Monoclonal
Clone	BLR060F
Preservative	0.09% Sodium Azide
Purity	>95%
Buffer	Borate Buffered Saline (BBS) pH 8.2 with 0.1% BSA and

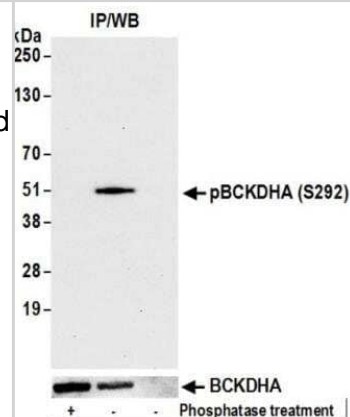
Product Description	
Description	Novus Biologicals Rabbit BCKDHA Antibody (BLR060F) (NBP3-14681) is a recombinant monoclonal antibody validated for use in WB, Simple Western and IP. All Novus Biologicals antibodies are covered by our 100% guarantee.
Host	Rabbit
Gene ID	593
Gene Symbol	BCKDHA
Species	Human, Mouse
Immunogen	surrounding serine 292

Product Application Details	
Applications	Western Blot, Simple Western, Immunoprecipitation
Recommended Dilutions	Western Blot, Simple Western 1:10 - 1:50, Immunoprecipitation
Application Notes	See Simple Western Antibody Database for Simple Western validation: Tested in 3T3 [0.4 mg/mL], separated by Size, antibody dilution of 1:10, 1:50, apparent MW was 52 kDa

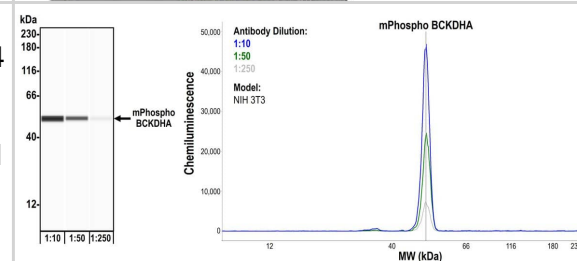


Images

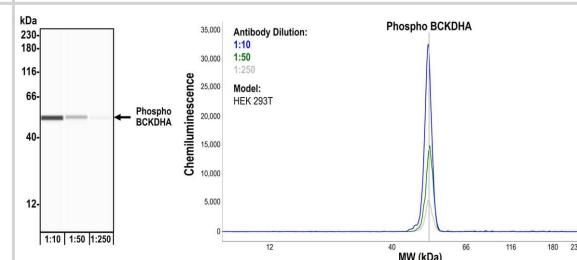
Immunoprecipitation: BCKDHA Antibody [NBP3-14681] - Whole cell lysate (1 mg per IP reaction, 20% of IP loaded) from Hep-G2 cells treated with phosphatase (+) or mock treated (-). Rabbit anti-BCKDHA antibody used for IP at 6 ug per reaction. For blotting immunoprecipitated rabbit anti-Phospho BCKDHA recombinant monoclonal antibody was used at 1:1000 (upper panel) was used at 1 ug/ml (lower panel). HRP-conjugated goat anti-rabbit IgG Chemiluminescence with an exposure time of 30 seconds.



Simple Western: BCKDHA Antibody [NBP3-14681] - Detection of mouse pBCKDHA (S292) by Simple Western™. Samples: Whole cell lysate (0.4 mg/mL) from NIH 3T3 cells prepared using NETN lysis buffer. Antibody: Rabbit anti-Phospho BCKDHA (S292) recombinant monoclonal antibody [BLR060F] (NBP3-14681) used at 1:10, 1:50, and 1:250. Separation and Detection: SallySue ProteinSimple instrument with the 12-230 kDa separation module and anti-Rabbit detection module. Left Panel: Virtual Lane View. Right Panel: Electropherogram. Image validated internally.



Simple Western: BCKDHA Antibody [NBP3-14681] - Detection of human pBCKDHA (S292) by Simple Western™. Samples: Whole cell lysate (0.08 mg/mL) from HEK293T cells prepared using NETN lysis buffer. Antibody: Rabbit anti-Phospho BCKDHA (S292) recombinant monoclonal antibody [BLR060F] (NBP3-14681) used at 1:10, 1:50, and 1:250. Separation and Detection: SallySue ProteinSimple instrument with the 12-230 kDa separation module and anti-Rabbit detection module. Left Panel: Virtual Lane View. Right Panel: Electropherogram. Image validated internally.





Novus Biologicals USA

10730 E. Briarwood Avenue
Centennial, CO 80112
USA
Phone: 303.730.1950
Toll Free: 1.888.506.6887
Fax: 303.730.1966
nb-customerservice@bio-techne.com

Bio-Techne Canada

21 Canmotor Ave
Toronto, ON M8Z 4E6
Canada
Phone: 905.827.6400
Toll Free: 855.668.8722
Fax: 905.827.6402
canada.inquires@bio-techne.com

Bio-Techne Ltd

19 Barton Lane
Abingdon Science Park
Abingdon, OX14 3NB, United Kingdom
Phone: (44) (0) 1235 529449
Free Phone: 0800 37 34 15
Fax: (44) (0) 1235 533420
info.EMEA@bio-techne.com

General Contact Information

www.novusbio.com
Technical Support: nb-technical@bio-techne.com
Orders: nb-customerservice@bio-techne.com
General: novus@novusbio.com

Products Related to NBP3-14681

NBP2-33376H	Blue Marker Antibody (6F4-F6) [HRP]
HAF008	Goat anti-Rabbit IgG Secondary Antibody [HRP]
NB7160	Goat anti-Rabbit IgG (H+L) Secondary Antibody [HRP]
NBP1-51018-0.01mg	Recombinant Human BCKDHA His Protein

Limitations

This product is for research use only and is not approved for use in humans or in clinical diagnosis. Primary Antibodies are guaranteed for 1 year from date of receipt.

For more information on our 100% guarantee, please visit www.novusbio.com/guarantee

Earn gift cards/discounts by submitting a review: www.novusbio.com/reviews/submit/NBP3-14681

Earn gift cards/discounts by submitting a publication using this product:
www.novusbio.com/publications

