

# Product Datasheet

## PTP alpha/PTPRA Antibody

### NBP3-14454

Unit Size: 50 ug

Keep as concentrated solution. Aliquot and store at -20C or below. Avoid multiple freeze-thaw cycles.

[www.novusbio.com](http://www.novusbio.com)



[technical@novusbio.com](mailto:technical@novusbio.com)

Protocols, Publications, Related Products, Reviews, Research Tools and Images at:  
[www.novusbio.com/NBP3-14454](http://www.novusbio.com/NBP3-14454)

Updated 9/29/2024 v.20.1

Earn rewards for product  
reviews and publications.

Submit a publication at [www.novusbio.com/publications](http://www.novusbio.com/publications)

Submit a review at [www.novusbio.com/reviews/destination/NBP3-14454](http://www.novusbio.com/reviews/destination/NBP3-14454)



**NBP3-14454****PTP alpha/PTPRA Antibody****Product Information**

<b>Unit Size</b>	50 ug
<b>Concentration</b>	1 mg/ml
<b>Storage</b>	Keep as concentrated solution. Aliquot and store at -20C or below. Avoid multiple freeze-thaw cycles.
<b>Clonality</b>	Polyclonal
<b>Preservative</b>	0.1% Sodium Azide
<b>Purity</b>	Immunogen affinity purified
<b>Buffer</b>	PBS

**Product Description**

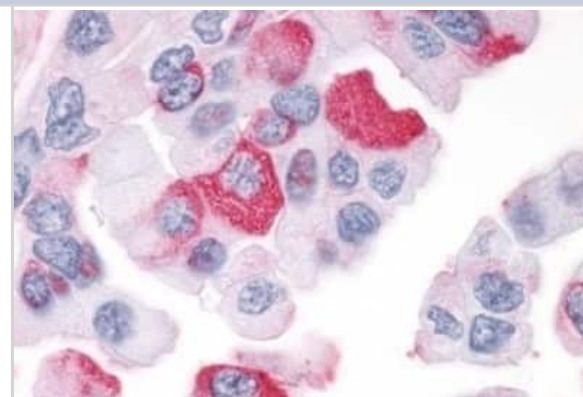
<b>Description</b>	Product can be stored undiluted at 4C for up to 1 month.
<b>Host</b>	Rabbit
<b>Gene ID</b>	5786
<b>Gene Symbol</b>	PTPRA
<b>Species</b>	Human
<b>Reactivity Notes</b>	Expected reactivity based on percent sequence identity: Hamster, Canine, Bovine, Rabbit (88%), Mouse, Equine (82%)
<b>Specificity/Sensitivity</b>	Human PTP alpha/PTPRA. BLAST analysis of the peptide immunogen showed no homology with other human proteins.
<b>Immunogen</b>	Synthetic 17 amino acid peptide from extracellular domain of human PTP alpha/PTPRA.

**Product Application Details**

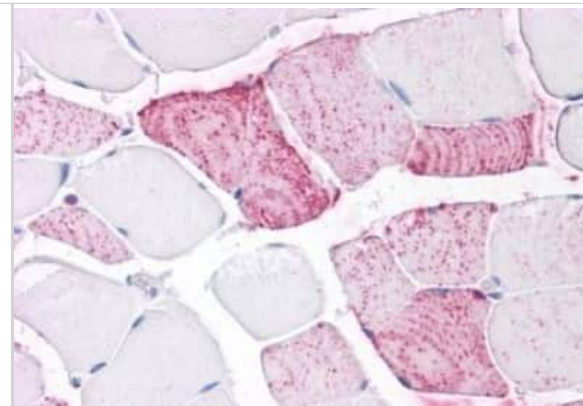
<b>Applications</b>	Immunohistochemistry, Immunohistochemistry-Paraffin
<b>Recommended Dilutions</b>	Immunohistochemistry, Immunohistochemistry-Paraffin
<b>Application Notes</b>	Immunohistochemistry: The unconjugated form was validated for use in immunohistochemistry on a panel of 21 formalin-fixed, paraffin-embedded (FFPE) human tissues after heat induced antigen retrieval in pH 6.0 citrate buffer. After incubation with the primary antibody, slides were incubated with biotinylated secondary antibody, followed by alkaline phosphatase-streptavidin and chromogen. The stained slides were evaluated by a pathologist to confirm staining specificity. The optimal working concentration for the unconjugated form was determined to be 15 ug/ml.

**Images**

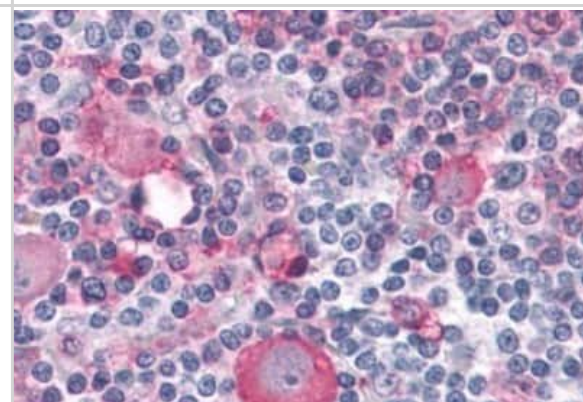
Immunohistochemistry: PTP alpha/PTPRA Antibody [NBP3-14454] -  
Immunohistochemistry of lung, non-small cell carcinoma,



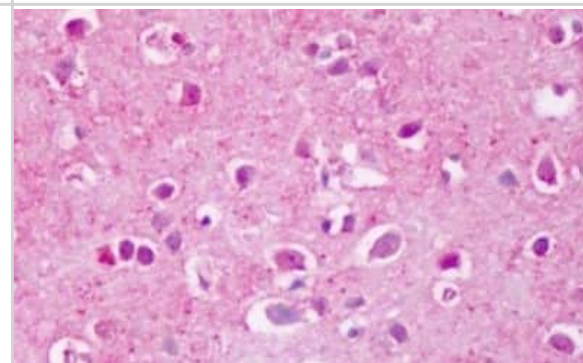
Immunohistochemistry-Paraffin: PTP alpha/PTPRA Antibody [NBP3-14454] - Immunohistochemistry of formalin-fixed, paraffin-embedded human skeletal muscle after heat-induced antigen retrieval.



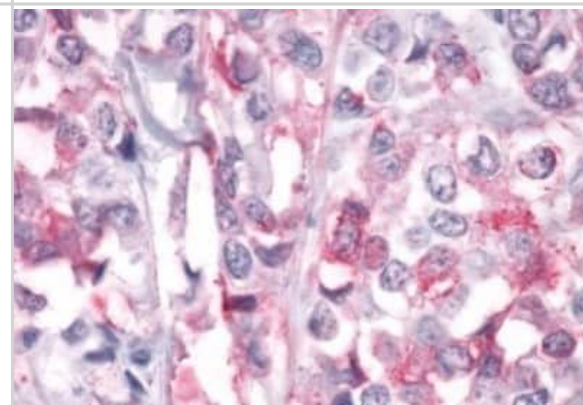
Immunohistochemistry-Paraffin: PTP alpha/PTPRA Antibody [NBP3-14454] - Immunohistochemistry of formalin-fixed, paraffin-embedded human skin melanoma after heat-induced antigen retrieval.



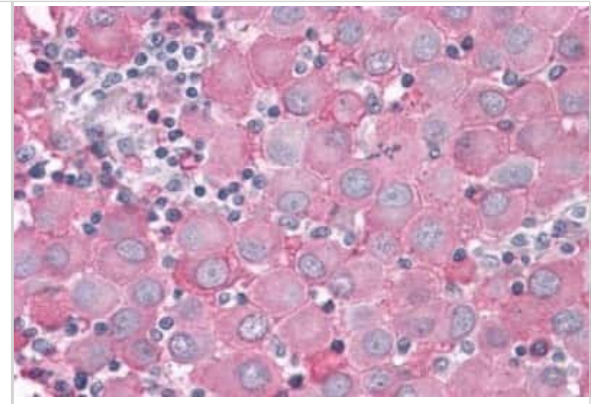
Immunohistochemistry-Paraffin: PTP alpha/PTPRA Antibody [NBP3-14454] - Immunohistochemistry of formalin-fixed, paraffin-embedded human brain, cortex, after heat-induced antigen retrieval.



Immunohistochemistry: PTP alpha/PTPRA Antibody [NBP3-14454] - Immunohistochemistry of breast carcinoma



Immunohistochemistry: PTP alpha/PTPRA Antibody [NBP3-14454] -  
Immunohistochemistry of skin, malignant melanoma,





### **Novus Biologicals USA**

10730 E. Briarwood Avenue  
Centennial, CO 80112  
USA  
Phone: 303.730.1950  
Toll Free: 1.888.506.6887  
Fax: 303.730.1966  
nb-customerservice@bio-techne.com

### **Bio-Techne Canada**

21 Canmotor Ave  
Toronto, ON M8Z 4E6  
Canada  
Phone: 905.827.6400  
Toll Free: 855.668.8722  
Fax: 905.827.6402  
canada.inquires@bio-techne.com

### **Bio-Techne Ltd**

19 Barton Lane  
Abingdon Science Park  
Abingdon, OX14 3NB, United Kingdom  
Phone: (44) (0) 1235 529449  
Free Phone: 0800 37 34 15  
Fax: (44) (0) 1235 533420  
info.EMEA@bio-techne.com

### **General Contact Information**

www.novusbio.com  
Technical Support: nb-technical@bio-techne.com  
Orders: nb-customerservice@bio-techne.com  
General: novus@novusbio.com

### **Products Related to NBP3-14454**

---

HAF008	Goat anti-Rabbit IgG Secondary Antibody [HRP]
NB7160	Goat anti-Rabbit IgG (H+L) Secondary Antibody [HRP]
NBP1-89683PEP	PTP alpha/PTPRA Recombinant Protein Antigen
DKK300	Kallikrein 3/PSA [HRP]

---

### **Limitations**

This product is for research use only and is not approved for use in humans or in clinical diagnosis. Primary Antibodies are guaranteed for 1 year from date of receipt.

For more information on our 100% guarantee, please visit [www.novusbio.com/guarantee](http://www.novusbio.com/guarantee)

Earn gift cards/discounts by submitting a review: [www.novusbio.com/reviews/submit/NBP3-14454](http://www.novusbio.com/reviews/submit/NBP3-14454)

Earn gift cards/discounts by submitting a publication using this product:  
[www.novusbio.com/publications](http://www.novusbio.com/publications)

