

# Product Datasheet

## NPY2R Antibody NBP3-14425

Unit Size: 50 ug

Keep as concentrated solution. Aliquot and store at -20C or below. Avoid multiple freeze-thaw cycles.

[www.novusbio.com](http://www.novusbio.com)



[technical@novusbio.com](mailto:technical@novusbio.com)

Protocols, Publications, Related Products, Reviews, Research Tools and Images at:  
[www.novusbio.com/NBP3-14425](http://www.novusbio.com/NBP3-14425)

Updated 9/29/2024 v.20.1

Earn rewards for product  
reviews and publications.

Submit a publication at [www.novusbio.com/publications](http://www.novusbio.com/publications)

Submit a review at [www.novusbio.com/reviews/destination/NBP3-14425](http://www.novusbio.com/reviews/destination/NBP3-14425)



**NBP3-14425****NPY2R Antibody****Product Information**

<b>Unit Size</b>	50 ug
<b>Concentration</b>	1 mg/ml
<b>Storage</b>	Keep as concentrated solution. Aliquot and store at -20C or below. Avoid multiple freeze-thaw cycles.
<b>Clonality</b>	Polyclonal
<b>Preservative</b>	0.1% Sodium Azide
<b>Purity</b>	Immunogen affinity purified
<b>Buffer</b>	PBS

**Product Description**

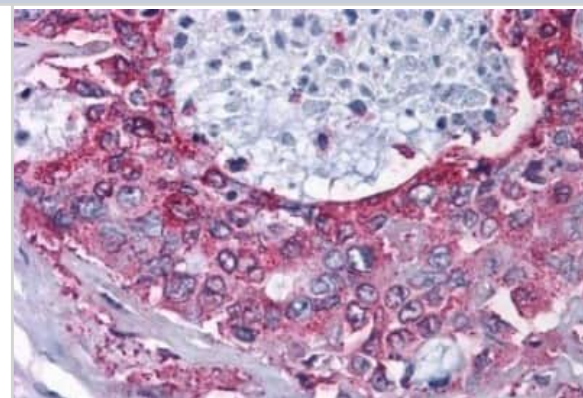
<b>Description</b>	Product can be stored undiluted at 4C for up to 1 month.
<b>Host</b>	Rabbit
<b>Gene ID</b>	4887
<b>Gene Symbol</b>	NPY2R
<b>Species</b>	Human
<b>Reactivity Notes</b>	Expected reactivity based on percent sequence identity: Equine (85%), Bat (80%)
<b>Specificity/Sensitivity</b>	Human NPY2R. BLAST analysis of the peptide immunogen showed no homology with other human proteins.
<b>Immunogen</b>	Synthetic 20 amino acid peptide from C-Terminus of human NPY2R.

**Product Application Details**

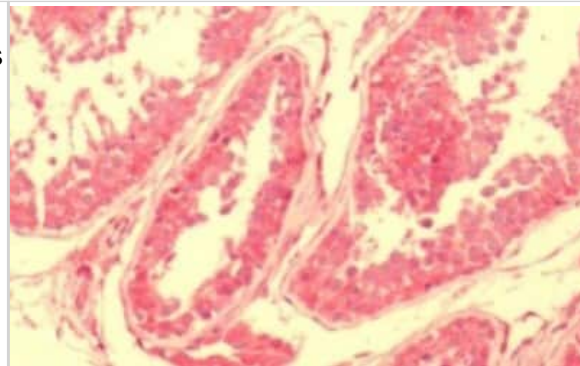
<b>Applications</b>	Immunohistochemistry, Immunohistochemistry-Paraffin
<b>Recommended Dilutions</b>	Immunohistochemistry, Immunohistochemistry-Paraffin

**Images**

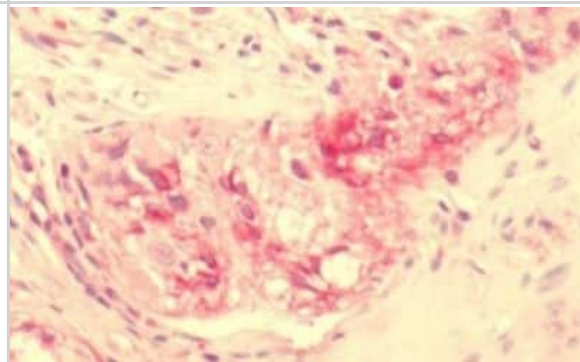
Immunohistochemistry: NPY2R Antibody [NBP3-14425] -  
Immunohistochemistry of pancreas carcinoma



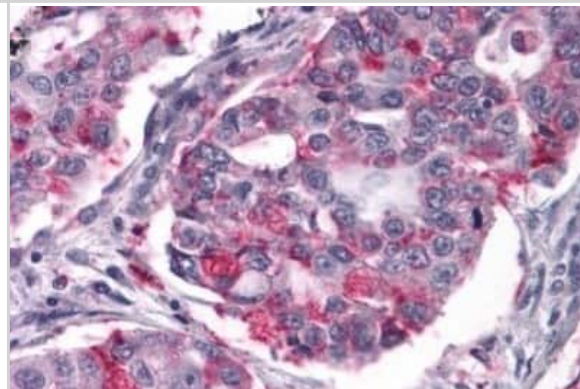
Immunohistochemistry-Paraffin: NPY2R Antibody [NBP3-14425] -  
Immunohistochemistry of formalin-fixed, paraffin-embedded human testis



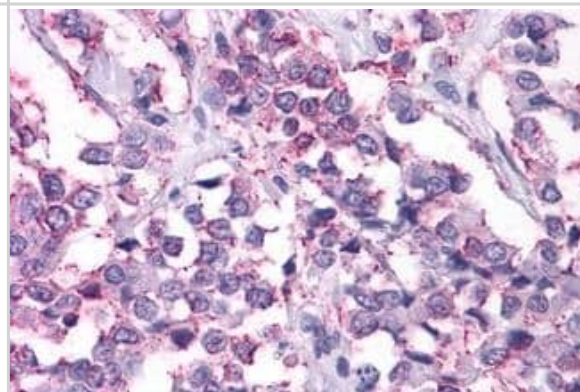
Immunohistochemistry-Paraffin: NPY2R Antibody [NBP3-14425] -  
Immunohistochemistry of formalin-fixed, paraffin-embedded human  
myenteric plexus ganglion



Immunohistochemistry: NPY2R Antibody [NBP3-14425] -  
Immunohistochemistry of lung, non-small cell carcinoma,



Immunohistochemistry: NPY2R Antibody [NBP3-14425] -  
Immunohistochemistry of Breast, carcinoma





### **Novus Biologicals USA**

10730 E. Briarwood Avenue  
Centennial, CO 80112  
USA  
Phone: 303.730.1950  
Toll Free: 1.888.506.6887  
Fax: 303.730.1966  
nb-customerservice@bio-techne.com

### **Bio-Techne Canada**

21 Canmotor Ave  
Toronto, ON M8Z 4E6  
Canada  
Phone: 905.827.6400  
Toll Free: 855.668.8722  
Fax: 905.827.6402  
canada.inquires@bio-techne.com

### **Bio-Techne Ltd**

19 Barton Lane  
Abingdon Science Park  
Abingdon, OX14 3NB, United Kingdom  
Phone: (44) (0) 1235 529449  
Free Phone: 0800 37 34 15  
Fax: (44) (0) 1235 533420  
info.EMEA@bio-techne.com

### **General Contact Information**

[www.novusbio.com](http://www.novusbio.com)  
Technical Support: nb-technical@bio-techne.com  
Orders: nb-customerservice@bio-techne.com  
General: novus@novusbio.com

### **Products Related to NBP3-14425**

---

HAF008	Goat anti-Rabbit IgG Secondary Antibody [HRP]
NB7160	Goat anti-Rabbit IgG (H+L) Secondary Antibody [HRP]
DLP00	Leptin/OB [HRP]
NBP2-76755	Human NPY2R ELISA Kit (Colorimetric)

---

### **Limitations**

This product is for research use only and is not approved for use in humans or in clinical diagnosis. Primary Antibodies are guaranteed for 1 year from date of receipt.

For more information on our 100% guarantee, please visit [www.novusbio.com/guarantee](http://www.novusbio.com/guarantee)

Earn gift cards/discounts by submitting a review: [www.novusbio.com/reviews/submit/NBP3-14425](http://www.novusbio.com/reviews/submit/NBP3-14425)

Earn gift cards/discounts by submitting a publication using this product:  
[www.novusbio.com/publications](http://www.novusbio.com/publications)

