

Product Datasheet

MRGPRD Antibody NBP3-14409

Unit Size: 50 ug

Keep as concentrated solution. Aliquot and store at -20C or below. Avoid multiple freeze-thaw cycles.

www.novusbio.com



technical@novusbio.com

Protocols, Publications, Related Products, Reviews, Research Tools and Images at:
www.novusbio.com/NBP3-14409

Updated 9/29/2024 v.20.1

Earn rewards for product
reviews and publications.

Submit a publication at www.novusbio.com/publications

Submit a review at www.novusbio.com/reviews/destination/NBP3-14409



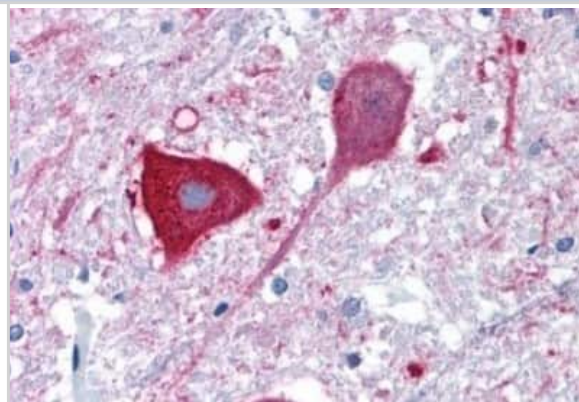
NBP3-14409

MRGPRD Antibody

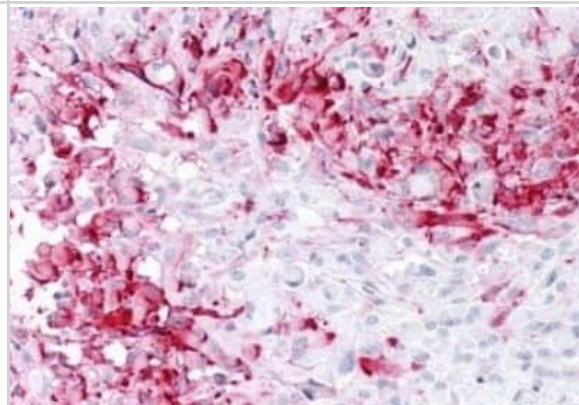
Product Information	
Unit Size	50 ug
Concentration	1 mg/ml
Storage	Keep as concentrated solution. Aliquot and store at -20C or below. Avoid multiple freeze-thaw cycles.
Clonality	Polyclonal
Preservative	0.1% Sodium Azide
Purity	Immunogen affinity purified
Buffer	PBS
Product Description	
Description	Product can be stored undiluted at 4C for up to 1 month.
Host	Rabbit
Gene ID	116512
Gene Symbol	MRGPRD
Species	Human
Specificity/Sensitivity	Human MRGPRD. BLAST analysis of the peptide immunogen showed no homology with other human proteins.
Immunogen	Synthetic 18 amino acid peptide from 2nd extracellular domain of human MRGPRD.
Product Application Details	
Applications	Immunohistochemistry, Immunohistochemistry-Paraffin
Recommended Dilutions	Immunohistochemistry, Immunohistochemistry-Paraffin

Images

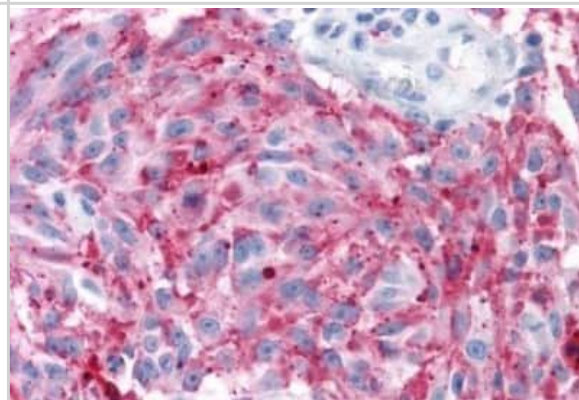
Immunohistochemistry-Paraffin: MRGPRD Antibody [NBP3-14409] -
Immunohistochemistry of formalin-fixed, paraffin-embedded human
brain, medulla, after heat-induced antigen retrieval.



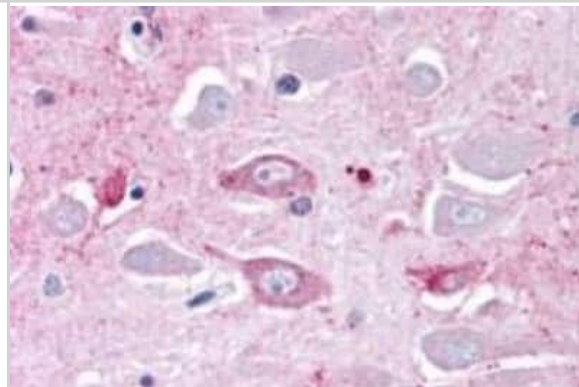
Immunohistochemistry-Paraffin: MRGPRD Antibody [NBP3-14409] -
Immunohistochemistry of formalin-fixed, paraffin-embedded human
brain, glioblastoma, after heat-induced antigen retrieval.



Immunohistochemistry-Paraffin: MRGPRD Antibody [NBP3-14409] -
Immunohistochemistry of formalin-fixed, paraffin-embedded human skin
melanoma after heat-induced antigen retrieval.



Immunohistochemistry: MRGPRD Antibody [NBP3-14409] -
Immunohistochemistry of hippocampus, CA2,





Novus Biologicals USA

10730 E. Briarwood Avenue
Centennial, CO 80112
USA
Phone: 303.730.1950
Toll Free: 1.888.506.6887
Fax: 303.730.1966
nb-customerservice@bio-techne.com

Bio-Techne Canada

21 Canmotor Ave
Toronto, ON M8Z 4E6
Canada
Phone: 905.827.6400
Toll Free: 855.668.8722
Fax: 905.827.6402
canada.inquires@bio-techne.com

Bio-Techne Ltd

19 Barton Lane
Abingdon Science Park
Abingdon, OX14 3NB, United Kingdom
Phone: (44) (0) 1235 529449
Free Phone: 0800 37 34 15
Fax: (44) (0) 1235 533420
info.EMEA@bio-techne.com

General Contact Information

www.novusbio.com
Technical Support: nb-technical@bio-techne.com
Orders: nb-customerservice@bio-techne.com
General: novus@novusbio.com

Products Related to NBP3-14409

HAF008	Goat anti-Rabbit IgG Secondary Antibody [HRP]
NB7160	Goat anti-Rabbit IgG (H+L) Secondary Antibody [HRP]
NBP2-04452	MRGPRD Overexpression Lysate
NBP2-22203	ERK1 Antibody (1E5) - BSA Free

Limitations

This product is for research use only and is not approved for use in humans or in clinical diagnosis. Primary Antibodies are guaranteed for 1 year from date of receipt.

For more information on our 100% guarantee, please visit www.novusbio.com/guarantee

Earn gift cards/discounts by submitting a review: www.novusbio.com/reviews/submit/NBP3-14409

Earn gift cards/discounts by submitting a publication using this product:
www.novusbio.com/publications

