

Product Datasheet

Melatonin Receptor 1B Antibody NBP3-14401

Unit Size: 50 ug

Keep as concentrated solution. Aliquot and store at -20C or below. Avoid multiple freeze-thaw cycles.

www.novusbio.com



technical@novusbio.com

Protocols, Publications, Related Products, Reviews, Research Tools and Images at:
www.novusbio.com/NBP3-14401

Updated 9/29/2024 v.20.1

Earn rewards for product
reviews and publications.

Submit a publication at www.novusbio.com/publications

Submit a review at www.novusbio.com/reviews/destination/NBP3-14401



NBP3-14401**Melatonin Receptor 1B Antibody**

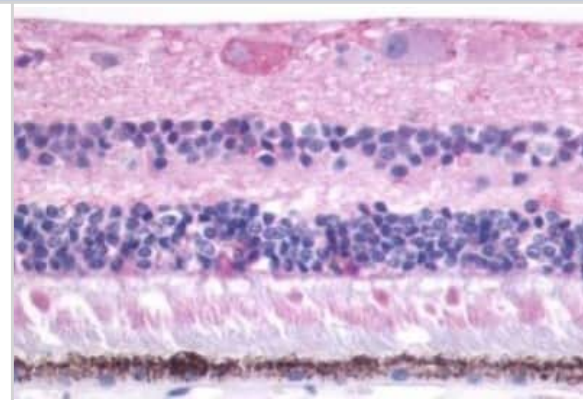
Product Information	
Unit Size	50 ug
Concentration	1 mg/ml
Storage	Keep as concentrated solution. Aliquot and store at -20C or below. Avoid multiple freeze-thaw cycles.
Clonality	Polyclonal
Preservative	0.1% Sodium Azide
Purity	Immunogen affinity purified
Buffer	PBS

Product Description	
Description	Product can be stored undiluted at 4C for up to 1 month.
Host	Rabbit
Gene ID	4544
Gene Symbol	MTNR1B
Species	Human
Reactivity Notes	Expected reactivity based on percent sequence identity: Bat (88%)
Specificity/Sensitivity	Human Melatonin Receptor 1B. BLAST analysis of the peptide immunogen showed no homology with other human proteins.
Immunogen	Synthetic 16 amino acid peptide from 3rd cytoplasmic domain of human Melatonin Receptor 1B.

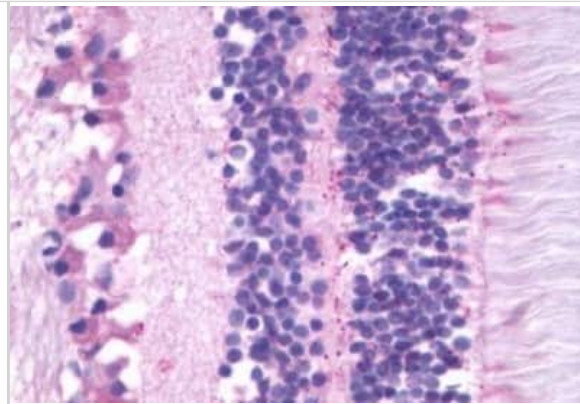
Product Application Details	
Applications	Immunohistochemistry, Immunohistochemistry-Paraffin
Recommended Dilutions	Immunohistochemistry, Immunohistochemistry-Paraffin

Images

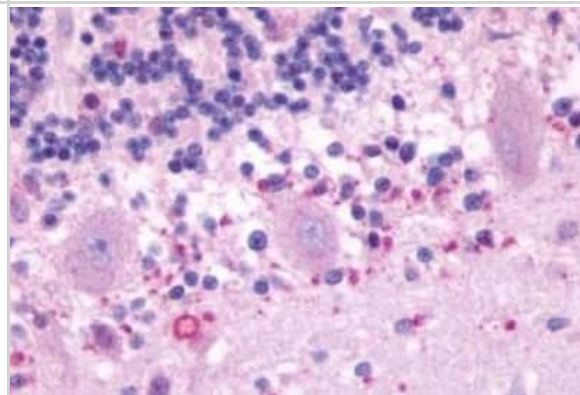
Immunohistochemistry: Melatonin Receptor 1B Antibody [NBP3-14401] -
Immunohistochemistry of retina



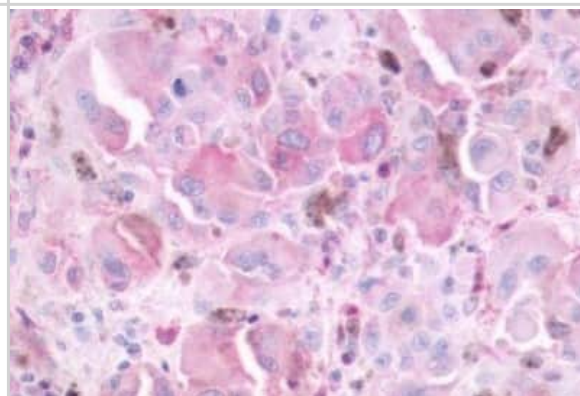
Immunohistochemistry-Paraffin: Melatonin Receptor 1B Antibody [NBP3-14401] - Immunohistochemistry of formalin-fixed, paraffin-embedded human retina after heat-induced antigen retrieval.



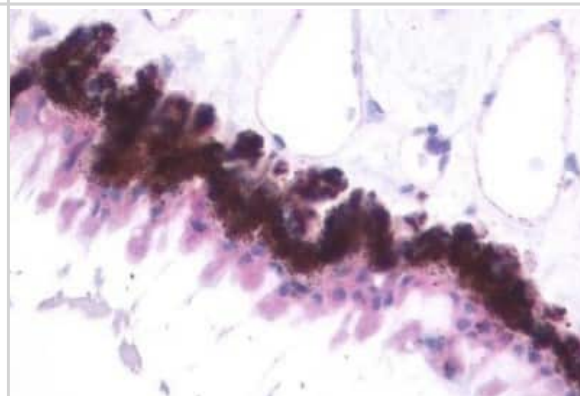
Immunohistochemistry-Paraffin: Melatonin Receptor 1B Antibody [NBP3-14401] - Immunohistochemistry of formalin-fixed, paraffin-embedded human brain after heat-induced antigen retrieval.



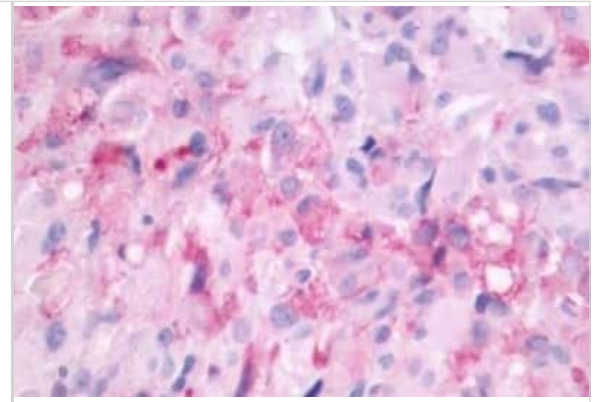
Immunohistochemistry-Paraffin: Melatonin Receptor 1B Antibody [NBP3-14401] - Immunohistochemistry of formalin-fixed, paraffin-embedded human skin melanoma after heat-induced antigen retrieval.



Immunohistochemistry-Paraffin: Melatonin Receptor 1B Antibody [NBP3-14401] - Immunohistochemistry of formalin-fixed, paraffin-embedded human eye after heat-induced antigen retrieval.



Immunohistochemistry: Melatonin Receptor 1B Antibody [NBP3-14401] -
Immunohistochemistry of brain, glioblastoma,





Novus Biologicals USA

10730 E. Briarwood Avenue
Centennial, CO 80112
USA
Phone: 303.730.1950
Toll Free: 1.888.506.6887
Fax: 303.730.1966
nb-customerservice@bio-techne.com

Bio-Techne Canada

21 Canmotor Ave
Toronto, ON M8Z 4E6
Canada
Phone: 905.827.6400
Toll Free: 855.668.8722
Fax: 905.827.6402
canada.inquires@bio-techne.com

Bio-Techne Ltd

19 Barton Lane
Abingdon Science Park
Abingdon, OX14 3NB, United Kingdom
Phone: (44) (0) 1235 529449
Free Phone: 0800 37 34 15
Fax: (44) (0) 1235 533420
info.EMEA@bio-techne.com

General Contact Information

www.novusbio.com
Technical Support: nb-technical@bio-techne.com
Orders: nb-customerservice@bio-techne.com
General: novus@novusbio.com

Products Related to NBP3-14401

HAF008	Goat anti-Rabbit IgG Secondary Antibody [HRP]
NB7160	Goat anti-Rabbit IgG (H+L) Secondary Antibody [HRP]
NLS932PEP	Melatonin Receptor 1B Antibody Blocking Peptide
7268-CT-100	CTLA-4 [Unconjugated]

Limitations

This product is for research use only and is not approved for use in humans or in clinical diagnosis. Primary Antibodies are guaranteed for 1 year from date of receipt.

For more information on our 100% guarantee, please visit www.novusbio.com/guarantee

Earn gift cards/discounts by submitting a review: www.novusbio.com/reviews/submit/NBP3-14401

Earn gift cards/discounts by submitting a publication using this product:
www.novusbio.com/publications

