

Product Datasheet

FFAR3/GPR41 Antibody NBP3-14319

Unit Size: 50 ug

Keep as concentrated solution. Aliquot and store at -20C or below. Avoid multiple freeze-thaw cycles.

www.novusbio.com



technical@novusbio.com

Protocols, Publications, Related Products, Reviews, Research Tools and Images at:
www.novusbio.com/NBP3-14319

Updated 9/29/2024 v.20.1

Earn rewards for product
reviews and publications.

Submit a publication at www.novusbio.com/publications

Submit a review at www.novusbio.com/reviews/destination/NBP3-14319



NBP3-14319

FFAR3/GPR41 Antibody

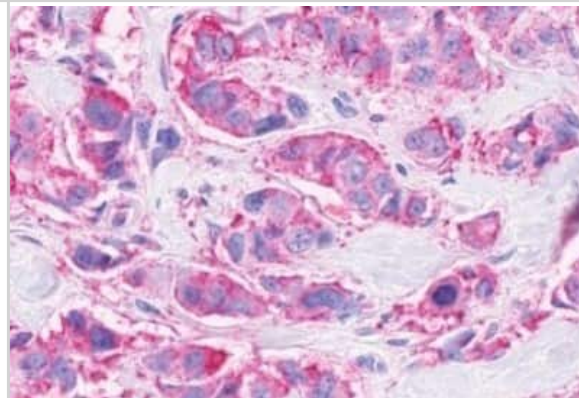
Product Information	
Unit Size	50 ug
Concentration	1 mg/ml
Storage	Keep as concentrated solution. Aliquot and store at -20C or below. Avoid multiple freeze-thaw cycles.
Clonality	Polyclonal
Preservative	0.1% Sodium Azide
Purity	Immunogen affinity purified
Buffer	PBS

Product Description	
Description	Product can be stored undiluted at 4C for up to 1 month.
Host	Rabbit
Gene ID	2865
Gene Symbol	FFAR3
Species	Human
Reactivity Notes	Expected reactivity based on percent sequence identity: Monkey, Marmoset, Goat (81%)
Specificity/Sensitivity	Human FFAR3/GPR41. BLAST analysis of the peptide immunogen showed no homology with other human proteins.
Immunogen	Synthetic 16 amino acid peptide from internal region of human FFAR3/GPR41.

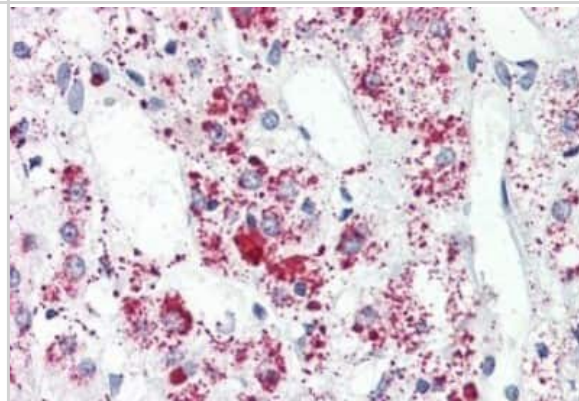
Product Application Details	
Applications	Immunohistochemistry, Immunohistochemistry-Paraffin
Recommended Dilutions	Immunohistochemistry, Immunohistochemistry-Paraffin
Application Notes	Immunohistochemistry with formalin-fixed paraffin-embedded tissues requires pretreatment with Proteinase K.

Images

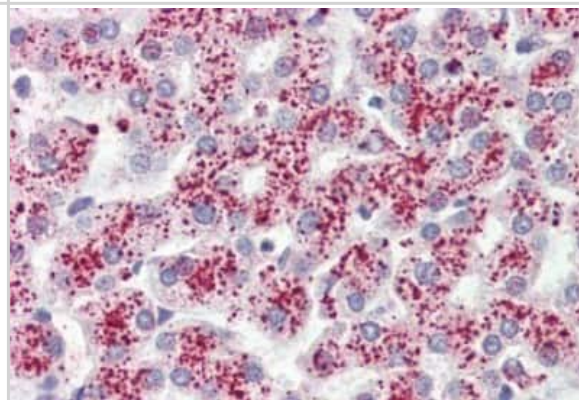
Immunohistochemistry-Paraffin: FFAR3/GPR41 Antibody [NBP3-14319]
- Immunohistochemistry of formalin-fixed, paraffin-embedded human breast carcinoma after heat-induced antigen retrieval.



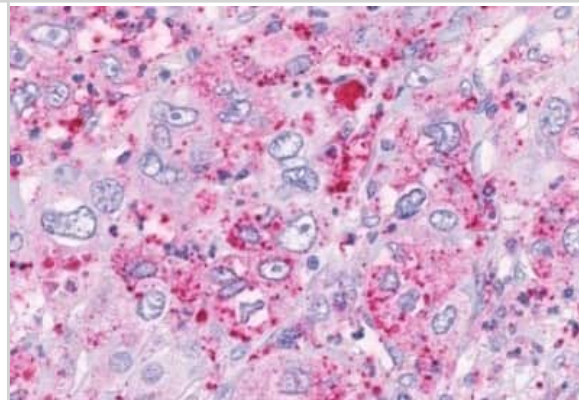
Immunohistochemistry-Paraffin: FFAR3/GPR41 Antibody [NBP3-14319]
- Immunohistochemistry of formalin-fixed, paraffin-embedded human adrenal after heat-induced antigen retrieval.



Immunohistochemistry-Paraffin: FFAR3/GPR41 Antibody [NBP3-14319]
- Immunohistochemistry of formalin-fixed, paraffin-embedded human liver after heat-induced antigen retrieval.



Immunohistochemistry-Paraffin: FFAR3/GPR41 Antibody [NBP3-14319]
- Immunohistochemistry of formalin-fixed, paraffin-embedded human lung, adenocarcinoma, after heat-induced antigen retrieval.





Novus Biologicals USA

10730 E. Briarwood Avenue
Centennial, CO 80112
USA
Phone: 303.730.1950
Toll Free: 1.888.506.6887
Fax: 303.730.1966
nb-customerservice@bio-techne.com

Bio-Techne Canada

21 Canmotor Ave
Toronto, ON M8Z 4E6
Canada
Phone: 905.827.6400
Toll Free: 855.668.8722
Fax: 905.827.6402
canada.inquires@bio-techne.com

Bio-Techne Ltd

19 Barton Lane
Abingdon Science Park
Abingdon, OX14 3NB, United Kingdom
Phone: (44) (0) 1235 529449
Free Phone: 0800 37 34 15
Fax: (44) (0) 1235 533420
info.EMEA@bio-techne.com

General Contact Information

www.novusbio.com
Technical Support: nb-technical@bio-techne.com
Orders: nb-customerservice@bio-techne.com
General: novus@novusbio.com

Products Related to NBP3-14319

HAF008	Goat anti-Rabbit IgG Secondary Antibody [HRP]
NB7160	Goat anti-Rabbit IgG (H+L) Secondary Antibody [HRP]
NBP2-14014PEP	FFAR3/GPR41 Recombinant Protein Antigen
M6000B-1	IL-6 [HRP]

Limitations

This product is for research use only and is not approved for use in humans or in clinical diagnosis. Primary Antibodies are guaranteed for 1 year from date of receipt.

For more information on our 100% guarantee, please visit www.novusbio.com/guarantee

Earn gift cards/discounts by submitting a review: www.novusbio.com/reviews/submit/NBP3-14319

Earn gift cards/discounts by submitting a publication using this product:
www.novusbio.com/publications

