

Product Datasheet

Nrf2 Antibody (HL1021) NBP3-13682

Unit Size: 100 ul

Store at 4C short term. Aliquot and store at -20C long term. Avoid freeze-thaw cycles.

www.novusbio.com



technical@novusbio.com

Protocols, Publications, Related Products, Reviews, Research Tools and Images at:
www.novusbio.com/NBP3-13682

Updated 3/8/2022 v.20.1

Earn rewards for product
reviews and publications.

Submit a publication at www.novusbio.com/publications

Submit a review at www.novusbio.com/reviews/destination/NBP3-13682



NBP3-13682

Nrf2 Antibody (HL1021)

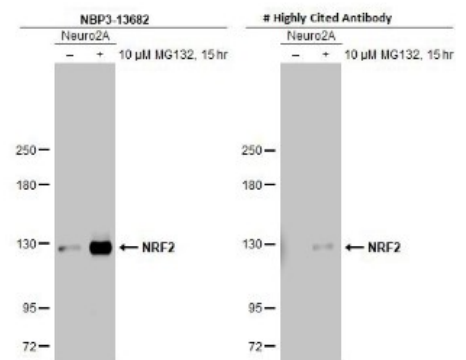
Product Information	
Unit Size	100 ul
Concentration	Concentrations vary lot to lot. See vial label for concentration. If unlisted please contact technical services.
Storage	Store at 4C short term. Aliquot and store at -20C long term. Avoid freeze-thaw cycles.
Clonality	Monoclonal
Clone	HL1021
Preservative	No Preservative
Isotype	IgG
Purity	Protein A purified
Buffer	PBS

Product Description	
Host	Rabbit
Gene ID	4780
Gene Symbol	NFE2L2
Species	Human, Mouse, Rat
Immunogen	Recombinant protein encompassing a sequence within the center region of human Nrf2. The exact sequence is proprietary.
Notes	Centrifuge briefly prior to opening.

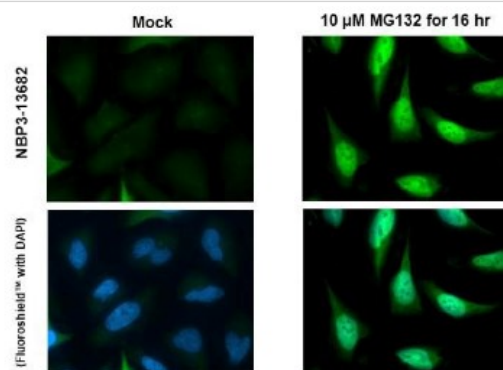
Product Application Details	
Applications	Western Blot, Immunocytochemistry/Immunofluorescence, Immunohistochemistry, Immunohistochemistry-Paraffin
Recommended Dilutions	Western Blot, Immunohistochemistry, Immunocytochemistry/Immunofluorescence, Immunohistochemistry-Paraffin

Images

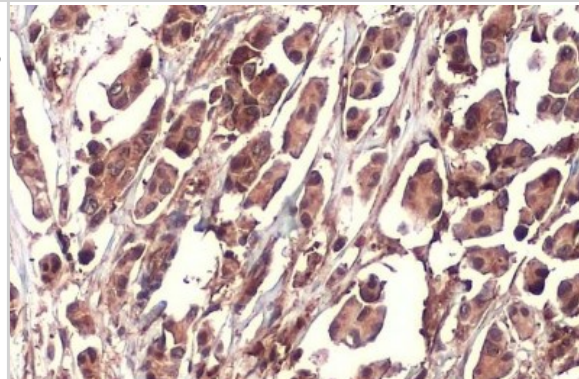
Western Blot: Nrf2 Antibody (HL1021) [NBP3-13682] - Untreated (-) and treated (+) Neuro2A whole cell extracts (30 ug) were separated by 5% SDS-PAGE, and the membranes were blotted with Nrf2 antibody [HL1021] (NBP3-13682) diluted at 1:1000 and competitor's antibody (# Highly Cited Antibody) diluted at 1:1000. The HRP-conjugated anti-rabbit IgG antibody (NBP2-19301) was used to detect the primary antibody, and the signal was developed with Trident ECL plus-Enhanced.



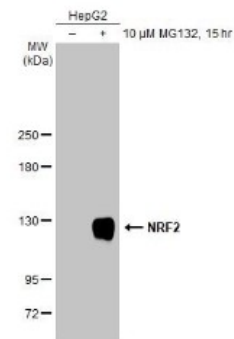
Immunocytochemistry/Immunofluorescence: Nrf2 Antibody (HL1021) [NBP3-13682] - Nrf2 antibody [HL1021] detects Nrf2 protein at nucleus by immunofluorescent analysis. Sample: Mock and treated HeLa cells were fixed in 4% paraformaldehyde at RT for 15 min. Green: Nrf2 stained by Nrf2 antibody [HL1021] (NBP3-13682) diluted at 1:500. Blue: Fluoroshield with DAPI.




Immunohistochemistry-Paraffin: Nrf2 Antibody (HL1021) [NBP3-13682] - Human breast carcinoma. Nrf2 stained by Nrf2 antibody [HL1021] (NBP3-13682) diluted at 1:100. Antigen Retrieval: Citrate buffer, pH 6.0, 15 min



Western Blot: Nrf2 Antibody (HL1021) [NBP3-13682] - Untreated (-) and treated (+) HepG2 whole cell extracts (30 ug) were separated by 5% SDS-PAGE, and the membrane was blotted with Nrf2 antibody [HL1021] (NBP3-13682) diluted at 1:1000. The HRP-conjugated anti-FALSE was used to detect the primary antibody.



Western Blot: Nrf2 Antibody (HL1021) [NBP3-13682] - Untreated (-) and treated (+) Rat2 whole cell extracts (30 ug) were separated by 5% SDS-PAGE, and the membrane was blotted with Nrf2 antibody [HL1021] (NBP3-13682) diluted at 1:1000. The HRP-conjugated anti-rabbit IgG antibody (NBP2-19301) was used to detect the primary antibody.





Novus Biologicals USA

10730 E. Briarwood Avenue
Centennial, CO 80112
USA

Phone: 303.730.1950
Toll Free: 1.888.506.6887
Fax: 303.730.1966
novus@novusbio.com

Bio-Techne Canada

21 Canmotor Ave
Toronto, ON M8Z 4E6
Canada

Phone: 905.827.6400
Toll Free: 855.668.8722
Fax: 905.827.6402
canada.inquires@bio-techne.com

Bio-Techne Ltd

19 Barton Lane
Abingdon Science Park
Abingdon, OX14 3NB, United Kingdom

Phone: (44) (0) 1235 529449
Free Phone: 0800 37 34 15
Fax: (44) (0) 1235 533420
info.EMEA@bio-techne.com

General Contact Information

www.novusbio.com
Technical Support: technical@novusbio.com
Orders: orders@novusbio.com
General: novus@novusbio.com

Products Related to NBP3-13682

HAF008	Goat anti-Rabbit IgG Secondary Antibody [HRP (Horseradish Peroxidase)]
NB7156	Goat anti-Rabbit IgG (H+L) Secondary Antibody
NBP2-24891	Rabbit IgG Isotype Control
H00004780-P01-10ug	Recombinant Human Nrf2 GST (N-Term) Protein

Limitations

This product is for research use only and is not approved for use in humans or in clinical diagnosis. Primary Antibodies are guaranteed for 1 year from date of receipt.

For more information on our 100% guarantee, please visit www.novusbio.com/guarantee

Earn gift cards/discounts by submitting a review: www.novusbio.com/reviews/submit/NBP3-13682

Earn gift cards/discounts by submitting a publication using this product:
www.novusbio.com/publications

