

Product Datasheet

Ras Antibody (HL169) - G12V Mutant NBP3-13668

Unit Size: 100 ul

Store at 4C short term. Aliquot and store at -20C long term. Avoid freeze-thaw cycles.

www.novusbio.com



technical@novusbio.com

Protocols, Publications, Related Products, Reviews, Research Tools and Images at:
www.novusbio.com/NBP3-13668

Updated 10/15/2024 v.20.1

Earn rewards for product
reviews and publications.

Submit a publication at www.novusbio.com/publications

Submit a review at www.novusbio.com/reviews/destination/NBP3-13668



NBP3-13668

Ras Antibody (HL169) - G12V Mutant

Product Information	
Unit Size	100 ul
Concentration	Concentrations vary lot to lot. See vial label for concentration. If unlisted please contact technical services.
Storage	Store at 4C short term. Aliquot and store at -20C long term. Avoid freeze-thaw cycles.
Clonality	Monoclonal
Clone	HL169
Preservative	No Preservative
Isotype	IgG
Purity	Protein A purified
Buffer	PBS
Target Molecular Weight	22 kDa


Product Description	
Description	Centrifuge briefly prior to opening.
Host	Rabbit
Gene ID	3845
Species	Human
Immunogen	Carrier-protein conjugated synthetic peptide surrounding mutant G12V of human K-Ras. The exact sequence is proprietary.

Product Application Details	
Applications	Western Blot, Immunohistochemistry, Immunohistochemistry-Paraffin
Recommended Dilutions	Western Blot 1:500-1:3000, Immunohistochemistry, Immunohistochemistry-Paraffin 1:50-1:1000

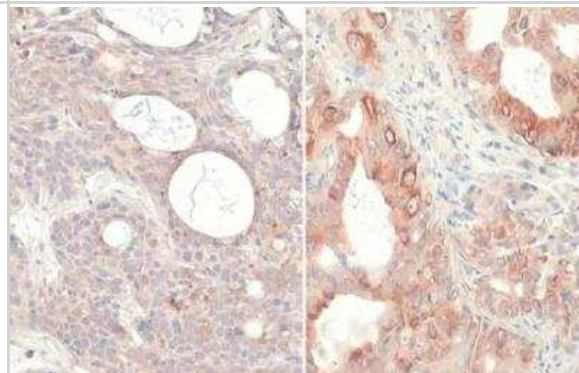


Images


Western Blot: Ras Antibody (HL169) - G12V Mutant [NBP3-13668] - Various whole cell extracts (30 ug) were separated by 12% SDS-PAGE, and the membrane was blotted with RAS (G12V Mutant) antibody [HL169] diluted at 1:1000. The HRP-conjugated anti-rabbit IgG antibody (NBP2-19301) was used to detect the primary antibody




Immunohistochemistry-Paraffin: Ras Antibody (HL169) - G12V Mutant [NBP3-13668] - BxPC-3 xenograft (left) and CFPAC-1 xenograft (right). RAS (G12V Mutant) stained by RAS (G12V Mutant) antibody [HL169] diluted at 1:50. Antigen Retrieval: Citrate buffer, pH 6.0, 15 min.



Western Blot: Ras Antibody (HL169) - G12D Mutant [NBP3-13668] - Non-transfected (-) and transfected (+) 293T whole cell extracts (30 ug) were separated by 12% SDS-PAGE, and the membrane was blotted with Ras (G12V Mutant) antibody [HL1] (NBP3-13668) diluted at 1:1000. The HRP-conjugated anti-rabbit IgG antibody (NBP2-19301) was used to detect the primary antibody.



Western Blot: Ras Antibody (HL169) - G12V Mutant [NBP3-13668] - Ras Antibody (HL169) - G12D Mutant [NBP3-13668] - Various whole cell extracts (30 ug) were separated by 12% SDS-PAGE, and the membrane was blotted with Ras (G12V Mutant) antibody [HL1] (NBP3-13668) diluted at 1:1000. The HRP-conjugated anti-rabbit IgG antibody (NBP2-19301) was used to detect the primary antibody.





Novus Biologicals USA

10730 E. Briarwood Avenue
Centennial, CO 80112
USA
Phone: 303.730.1950
Toll Free: 1.888.506.6887
Fax: 303.730.1966
nb-customerservice@bio-techne.com

Bio-Techne Canada

21 Canmotor Ave
Toronto, ON M8Z 4E6
Canada
Phone: 905.827.6400
Toll Free: 855.668.8722
Fax: 905.827.6402
canada.inquires@bio-techne.com

Bio-Techne Ltd

19 Barton Lane
Abingdon Science Park
Abingdon, OX14 3NB, United Kingdom
Phone: (44) (0) 1235 529449
Free Phone: 0800 37 34 15
Fax: (44) (0) 1235 533420
info.EMEA@bio-techne.com

General Contact Information

www.novusbio.com
Technical Support: nb-technical@bio-techne.com
Orders: nb-customerservice@bio-techne.com
General: novus@novusbio.com

Products Related to NBP3-13668

HAF008	Goat anti-Rabbit IgG Secondary Antibody [HRP]
NB7160	Goat anti-Rabbit IgG (H+L) Secondary Antibody [HRP]
NBP2-24891	Rabbit IgG Isotype Control
210-TA-005	TNF-alpha [Unconjugated]

Limitations

This product is for research use only and is not approved for use in humans or in clinical diagnosis. Primary Antibodies are guaranteed for 1 year from date of receipt.

For more information on our 100% guarantee, please visit www.novusbio.com/guarantee

Earn gift cards/discounts by submitting a review: www.novusbio.com/reviews/submit/NBP3-13668

Earn gift cards/discounts by submitting a publication using this product:
www.novusbio.com/publications

