

# Product Datasheet

## ARG2 Antibody (GT11111) NBP3-13616

Unit Size: 100 ul

Store at 4C short term. Aliquot and store at -20C long term. Avoid freeze-thaw cycles.

[www.novusbio.com](http://www.novusbio.com)



[technical@novusbio.com](mailto:technical@novusbio.com)

Protocols, Publications, Related Products, Reviews, Research Tools and Images at:  
[www.novusbio.com/NBP3-13616](http://www.novusbio.com/NBP3-13616)

Updated 3/8/2022 v.20.1

Earn rewards for product  
reviews and publications.

Submit a publication at [www.novusbio.com/publications](http://www.novusbio.com/publications)

Submit a review at [www.novusbio.com/reviews/destination/NBP3-13616](http://www.novusbio.com/reviews/destination/NBP3-13616)



**NBP3-13616**

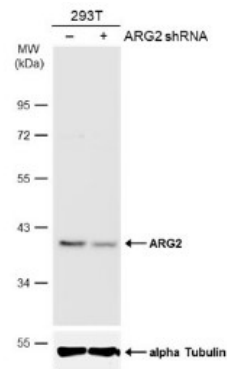
ARG2 Antibody (GT11111)

<b>Product Information</b>	
<b>Unit Size</b>	100 ul
<b>Concentration</b>	Concentrations vary lot to lot. See vial label for concentration. If unlisted please contact technical services.
<b>Storage</b>	Store at 4C short term. Aliquot and store at -20C long term. Avoid freeze-thaw cycles.
<b>Clonality</b>	Monoclonal
<b>Clone</b>	GT11111
<b>Preservative</b>	No Preservative
<b>Isotype</b>	IgG1
<b>Purity</b>	Protein G purified
<b>Buffer</b>	PBS
<b>Product Description</b>	
<b>Host</b>	Mouse
<b>Gene ID</b>	384
<b>Gene Symbol</b>	ARG2
<b>Species</b>	Human, Mouse, Rat
<b>Reactivity Notes</b>	Mouse (88%), Rat (87%), Dog (85%), Chicken (81%)
<b>Immunogen</b>	Recombinant protein encompassing a sequence within the center region of human ARG2. The exact sequence is proprietary.
<b>Notes</b>	Centrifuge briefly prior to opening.
<b>Product Application Details</b>	
<b>Applications</b>	Western Blot, Immunohistochemistry, Immunohistochemistry-Paraffin
<b>Recommended Dilutions</b>	Western Blot, Immunohistochemistry, Immunohistochemistry-Paraffin

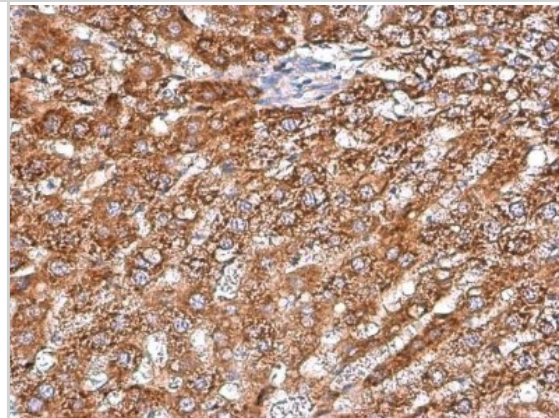


## Images


Western Blot: ARG2 Antibody (GT11111) [NBP3-13616] - Non-transfected (-) and transfected (+) 293T whole cell extracts (50 ug) were separated by 12% SDS-PAGE, and the membrane was blotted with ARG2 antibody [GT11111] (NBP3-13616) diluted at 1:1000. The HRP-conjugated anti-mouse IgG antibody (NBP2-19382) was used to detect the primary antibody.



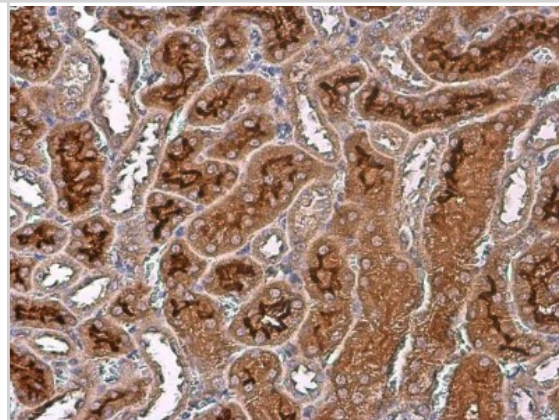
Immunohistochemistry-Paraffin: ARG2 Antibody (GT11111) [NBP3-13616] - Rat liver. ARG2 stained by ARG2 antibody [GT11111] (NBP3-13616) diluted at 1:500. Antigen Retrieval: Citrate buffer, pH 6.0, 15 min.



Western Blot: ARG2 Antibody (GT11111) [NBP3-13616] - Mouse tissue extract (50 ug) was separated by 10% SDS-PAGE, and the membrane was blotted with ARG2 antibody [GT11111] (NBP3-13616) diluted at 1:1000. The HRP-conjugated anti-mouse IgG antibody (NBP2-19382) was used to detect the primary antibody.



Immunohistochemistry-Paraffin: ARG2 Antibody (GT11111) [NBP3-13616] - Mouse kidney. ARG2 stained by ARG2 antibody [GT11111] (NBP3-13616) diluted at 1:500. Antigen Retrieval: Citrate buffer, pH 6.0, 15 min.





### **Novus Biologicals USA**

10730 E. Briarwood Avenue  
Centennial, CO 80112  
USA

Phone: 303.730.1950  
Toll Free: 1.888.506.6887  
Fax: 303.730.1966  
novus@novusbio.com

### **Bio-Techne Canada**

21 Canmotor Ave  
Toronto, ON M8Z 4E6  
Canada

Phone: 905.827.6400  
Toll Free: 855.668.8722  
Fax: 905.827.6402  
canada.inquires@bio-techne.com

### **Bio-Techne Ltd**

19 Barton Lane  
Abingdon Science Park  
Abingdon, OX14 3NB, United Kingdom

Phone: (44) (0) 1235 529449  
Free Phone: 0800 37 34 15  
Fax: (44) (0) 1235 533420  
info.EMEA@bio-techne.com

### **General Contact Information**

www.novusbio.com  
Technical Support: technical@novusbio.com  
Orders: orders@novusbio.com  
General: novus@novusbio.com

### **Products Related to NBP3-13616**

---

HAF007	Goat anti-Mouse IgG Secondary Antibody [HRP (Horseradish Peroxidase)]
NB720-B	Rabbit anti-Mouse IgG (H+L) Secondary Antibody [Biotin]
NBP1-97005-0.5mg	Mouse IgG1 Isotype Control (MG1)
NBP1-45256-0.25mg	Recombinant Human ARG2 His Protein

---

### **Limitations**

This product is for research use only and is not approved for use in humans or in clinical diagnosis. Primary Antibodies are guaranteed for 1 year from date of receipt.

For more information on our 100% guarantee, please visit [www.novusbio.com/guarantee](http://www.novusbio.com/guarantee)

Earn gift cards/discounts by submitting a review: [www.novusbio.com/reviews/submit/NBP3-13616](http://www.novusbio.com/reviews/submit/NBP3-13616)

Earn gift cards/discounts by submitting a publication using this product:  
[www.novusbio.com/publications](http://www.novusbio.com/publications)

