

# Product Datasheet

## Perilipin Antibody (GT2781) NBP3-13615

Unit Size: 100 ul

Store at 4C short term. Aliquot and store at -20C long term. Avoid freeze-thaw cycles.

[www.novusbio.com](http://www.novusbio.com)



[technical@novusbio.com](mailto:technical@novusbio.com)

Protocols, Publications, Related Products, Reviews, Research Tools and Images at:  
[www.novusbio.com/NBP3-13615](http://www.novusbio.com/NBP3-13615)

Updated 2/13/2025 v.20.1

Earn rewards for product  
reviews and publications.

Submit a publication at [www.novusbio.com/publications](http://www.novusbio.com/publications)

Submit a review at [www.novusbio.com/reviews/destination/NBP3-13615](http://www.novusbio.com/reviews/destination/NBP3-13615)



**NBP3-13615**

Perilipin Antibody (GT2781)

Product Information	
Unit Size	100 ul
Concentration	Concentrations vary lot to lot. See vial label for concentration. If unlisted please contact technical services.
Storage	Store at 4C short term. Aliquot and store at -20C long term. Avoid freeze-thaw cycles.
Clonality	Monoclonal
Clone	GT2781
Preservative	No Preservative
Isotype	IgG1
Purity	Protein G purified
Buffer	PBS, 20% Glycerol
Target Molecular Weight	56 kDa

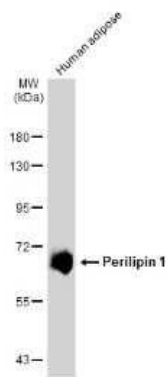
Product Description	
Description	Centrifuge briefly prior to opening.
Host	Mouse
Gene ID	5346
Gene Symbol	PLIN1
Species	Human, Mouse
Immunogen	Recombinant protein encompassing a sequence within the center region of human Perilipin. The exact sequence is proprietary.

Product Application Details	
Applications	Western Blot, Immunocytochemistry/ Immunofluorescence, Immunohistochemistry, Immunohistochemistry-Paraffin
Recommended Dilutions	Western Blot 1:1000-1:10000, Immunohistochemistry Assay dependent, Immunocytochemistry/ Immunofluorescence Assay dependent, Immunohistochemistry-Paraffin Assay dependent

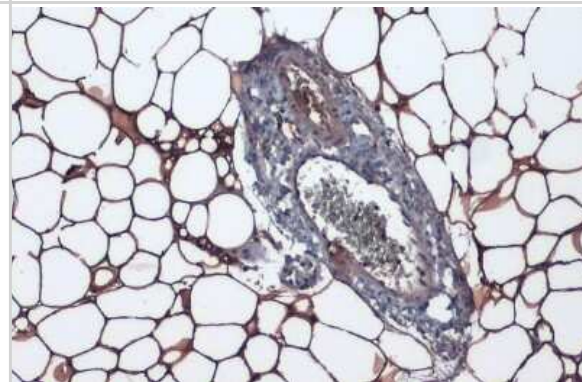


## Images


**Western Blot: Perilipin Antibody (GT2781) [NBP3-13615] - Human adipose (30 ug)** was separated by 7.5% SDS-PAGE, and the membrane was blotted with Perilipin antibody [GT2781] (NBP3-13615) diluted at 1:1000. The HRP-conjugated anti-mouse IgG antibody (NBP2-19382) was used to detect the primary antibody, and the signal was developed with Trident femto Western HRP Substrate.



**Immunohistochemistry-Paraffin: Perilipin Antibody (GT2781) [NBP3-13615] - Perilipin antibody [GT2781] detects Perilipin protein at cytoplasm by immunohistochemical analysis. Sample: Paraffin-embedded mouse white adipocyte. Perilipin stained by Perilipin antibody [GT2781] (NBP3-13615) diluted at 1:200. Antigen Retrieval: Citrate buffer, pH 6.0, 15 min**



**Western Blot: Perilipin Antibody (GT2781) [NBP3-13615] - Mouse tissue extract (50 ug)** was separated by 7.5% SDS-PAGE, and the membrane was blotted with Perilipin antibody [GT2781] (NBP3-13615) diluted at 1:5000. The HRP-conjugated anti-mouse IgG antibody (NBP2-19382) was used to detect the primary antibody.





### **Novus Biologicals USA**

10730 E. Briarwood Avenue  
Centennial, CO 80112  
USA  
Phone: 303.730.1950  
Toll Free: 1.888.506.6887  
Fax: 303.730.1966  
nb-customerservice@bio-techne.com

### **Bio-Techne Canada**

21 Canmotor Ave  
Toronto, ON M8Z 4E6  
Canada  
Phone: 905.827.6400  
Toll Free: 855.668.8722  
Fax: 905.827.6402  
canada.inquires@bio-techne.com

### **Bio-Techne Ltd**

19 Barton Lane  
Abingdon Science Park  
Abingdon, OX14 3NB, United Kingdom  
Phone: (44) (0) 1235 529449  
Free Phone: 0800 37 34 15  
Fax: (44) (0) 1235 533420  
info.EMEA@bio-techne.com

### **General Contact Information**

[www.novusbio.com](http://www.novusbio.com)  
Technical Support: nb-technical@bio-techne.com  
Orders: nb-customerservice@bio-techne.com  
General: novus@novusbio.com

### **Products Related to NBP3-13615**

HAF007	Goat anti-Mouse IgG Secondary Antibody [HRP]
NB720-B	Rabbit anti-Mouse IgG (H+L) Secondary Antibody [Biotin]
NBP1-97005-0.5mg	Mouse IgG1 Isotype Control (MG1)
NB110-40760PEP	Perilipin Antibody Blocking Peptide

### **Limitations**

This product is for research use only and is not approved for use in humans or in clinical diagnosis. Primary Antibodies are guaranteed for 1 year from date of receipt.

For more information on our 100% guarantee, please visit [www.novusbio.com/guarantee](http://www.novusbio.com/guarantee)

Earn gift cards/discounts by submitting a review: [www.novusbio.com/reviews/submit/NBP3-13615](http://www.novusbio.com/reviews/submit/NBP3-13615)

Earn gift cards/discounts by submitting a publication using this product:  
[www.novusbio.com/publications](http://www.novusbio.com/publications)

